

Traffic Report

Chelford Road - Southbound (out of Knutsford)

Traffic Overview from Tue Oct 31 2023 to Mon Nov 20 2023

Vehicle Speed Classes (Mph)

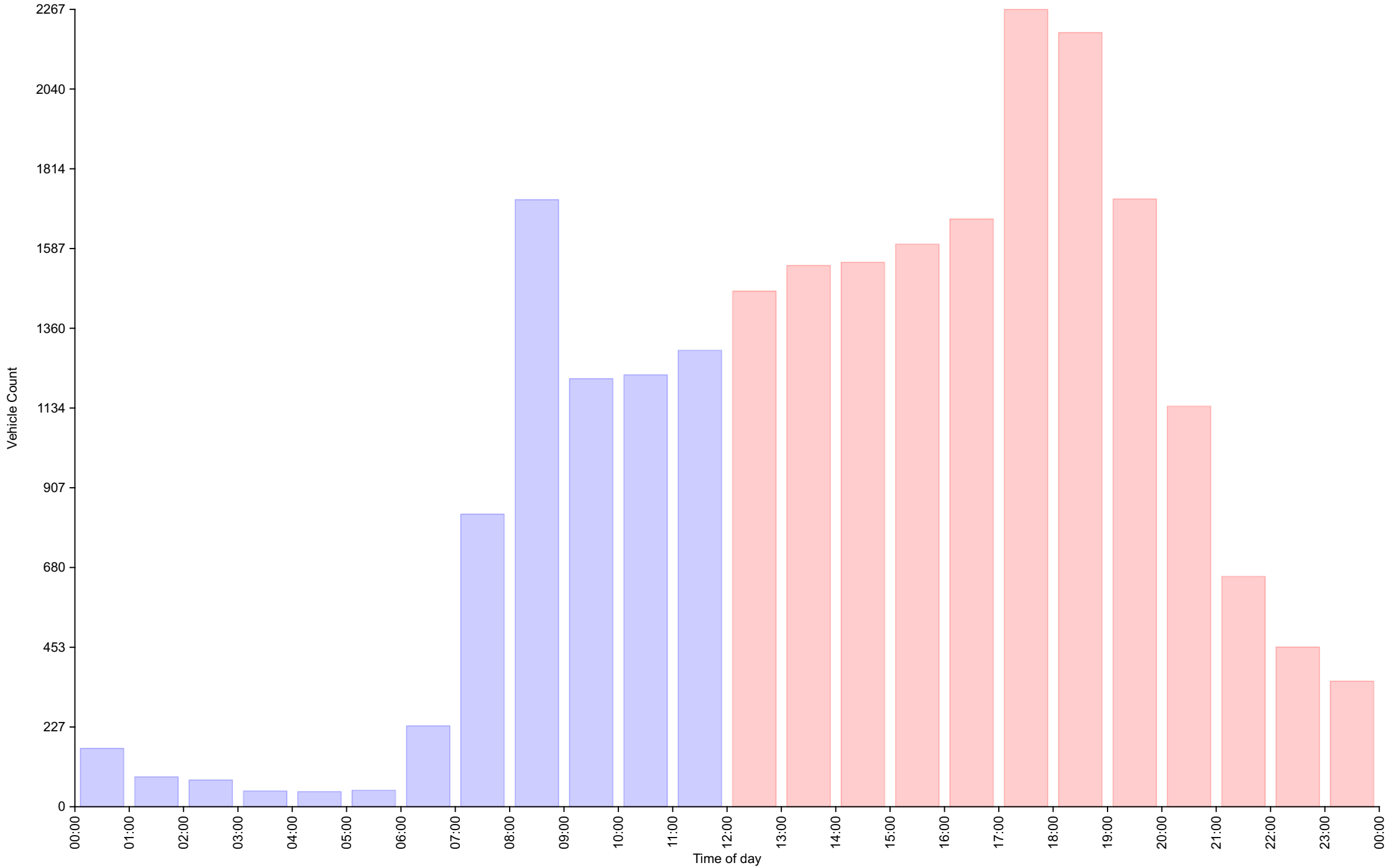
	<15	15 20	20 25	25 30	30 35	35 40	40 45	45 50	50 55	55 60	60 65	65 70	>70	Total	85th Percentile
00:00	0	1	0	17	69	50	18	6	4	0	0	1	0	166	39.6
01:00	0	1	1	7	31	33	6	4	0	2	0	0	0	85	38.9
02:00	0	0	0	9	32	20	11	1	2	1	0	0	0	76	39.4
03:00	0	0	0	1	17	16	7	3	1	0	0	0	0	45	41.1
04:00	0	0	0	2	15	13	11	2	0	0	0	0	0	43	40.2
05:00	0	0	0	6	14	15	8	3	0	0	1	0	0	47	42.0
06:00	0	0	1	14	86	60	52	13	4	0	0	0	0	230	42.3
07:00	0	0	2	47	373	241	117	39	12	1	0	0	0	832	40.3
08:00	1	9	18	171	902	480	122	20	2	1	0	0	0	1726	37.3
09:00	0	1	5	130	685	309	67	19	1	0	0	0	0	1217	36.7
10:00	0	1	4	175	691	290	59	7	1	0	0	0	0	1228	36.2
11:00	0	1	6	180	742	298	62	6	3	0	0	0	0	1298	36.2
12:00	0	1	7	197	840	345	69	7	0	0	0	0	0	1466	36.2
13:00	0	0	2	176	881	399	67	12	1	1	0	0	0	1539	36.2
14:00	0	0	11	196	856	388	81	15	1	0	0	0	0	1548	36.5
15:00	0	0	12	202	886	403	83	11	2	0	1	0	0	1600	36.5
16:00	1	0	12	240	893	423	82	13	6	1	0	0	0	1671	36.3
17:00	13	7	27	342	1229	519	115	10	3	2	0	0	0	2267	36.3
18:00	1	1	9	301	1163	575	127	22	2	0	0	0	0	2201	36.7
19:00	0	0	9	207	880	477	126	23	5	1	0	0	0	1728	37.5
20:00	0	0	5	128	533	349	93	25	5	0	1	0	0	1139	37.7
21:00	0	2	5	76	307	195	60	8	1	0	1	0	0	655	37.9
22:00	0	0	3	36	222	128	44	17	3	1	0	0	0	454	38.8
23:00	0	3	2	40	152	110	35	13	2	0	0	0	0	357	38.7
AM Total	1	14	37	759	3657	1825	540	123	30	5	1	1	0		
PM Total	15	14	104	2141	8842	4311	982	176	31	6	3	0	0		
Total	16	28	141	2900	12499	6136	1522	299	61	11	4	1	0		
Percent	0.07%	0.12%	0.60%	12.28%	52.92%	25.98%	6.44%	1.27%	0.26%	0.05%	0.02%	0.00%	0.00%		

Time of day

Total Vehicles : 23618
 30th Percentile : 30.6 MPH
 50th Percentile : 32.4 MPH
 85th Percentile : 37.0 MPH
 95th Percentile : 40.5 MPH
 Average Speed : 33.5 MPH
 Highest Speed : 67.1 MPH
 Total Over Speed Limit : 86.9 % (20533 / 23618)

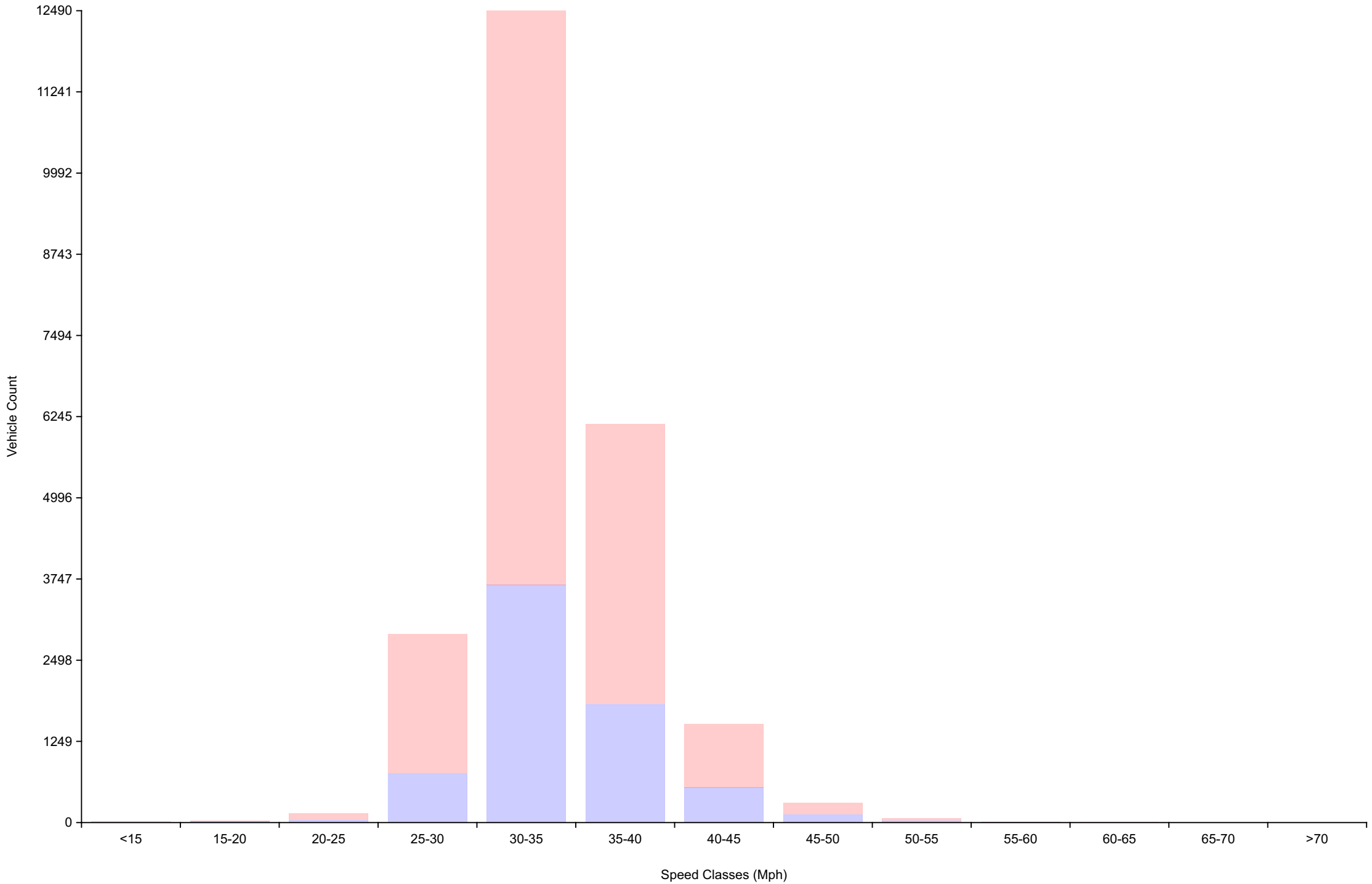
Vehicle Counts By Hour

Traffic Overview from Tue Oct 31 2023 to Mon Nov 20 2023
(60 Minute Resolution)



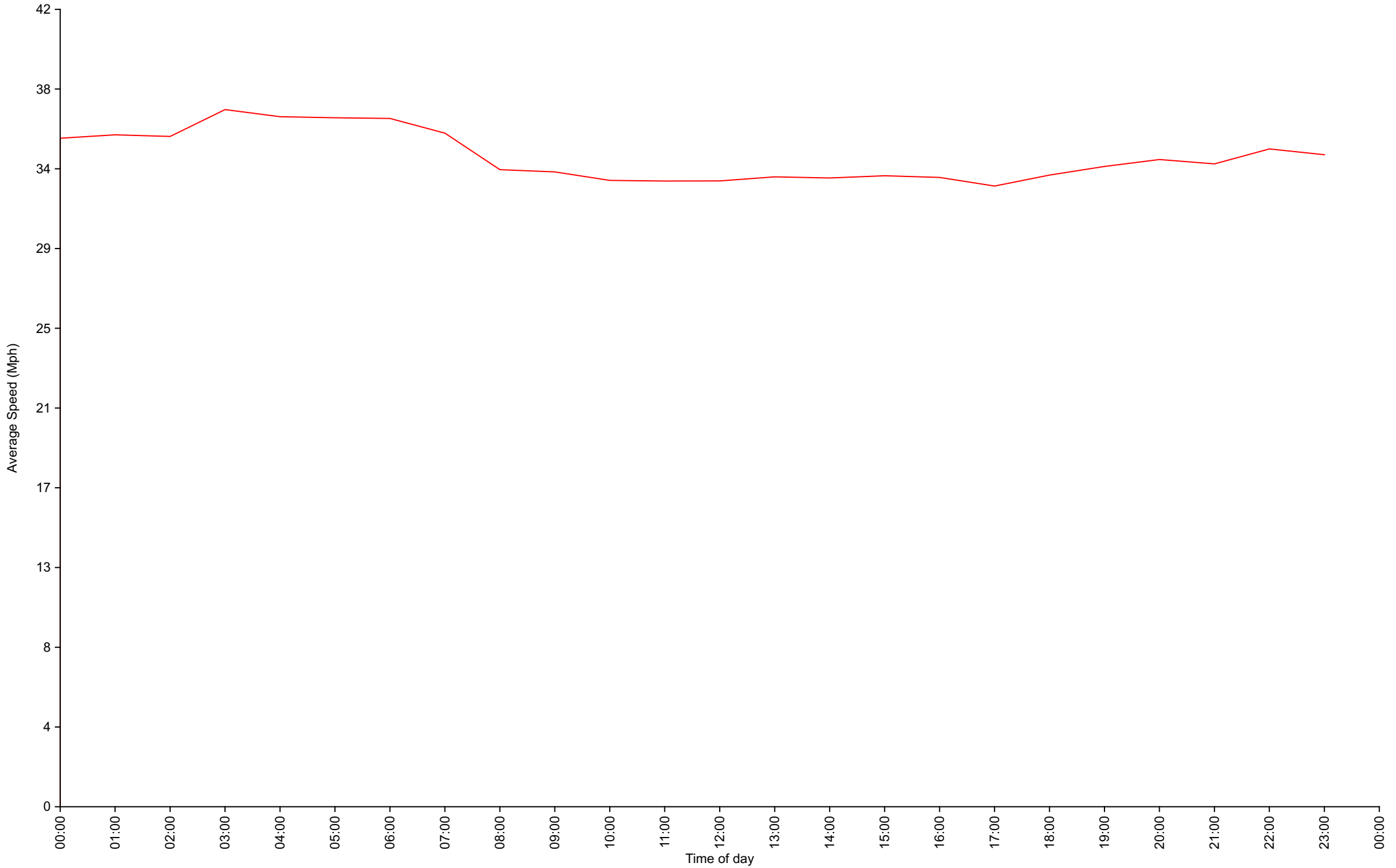
Vehicle Counts By Speed Class

Traffic Overview from Tue Oct 31 2023 to Mon Nov 20 2023



Average Speed By Hour

Traffic Overview from Tue Oct 31 2023 to Mon Nov 20 2023
(60 Minute Resolution)



Cumulative Speed Distribution Curve

Traffic Overview from Tue Oct 31 2023 to Mon Nov 20 2023

