

Traffic Report
Tabley Road West (To Tabley)
 Traffic Overview from Thu Sep 28 2023 to Wed Oct 18 2023
Vehicle Speed Classes (Mph)

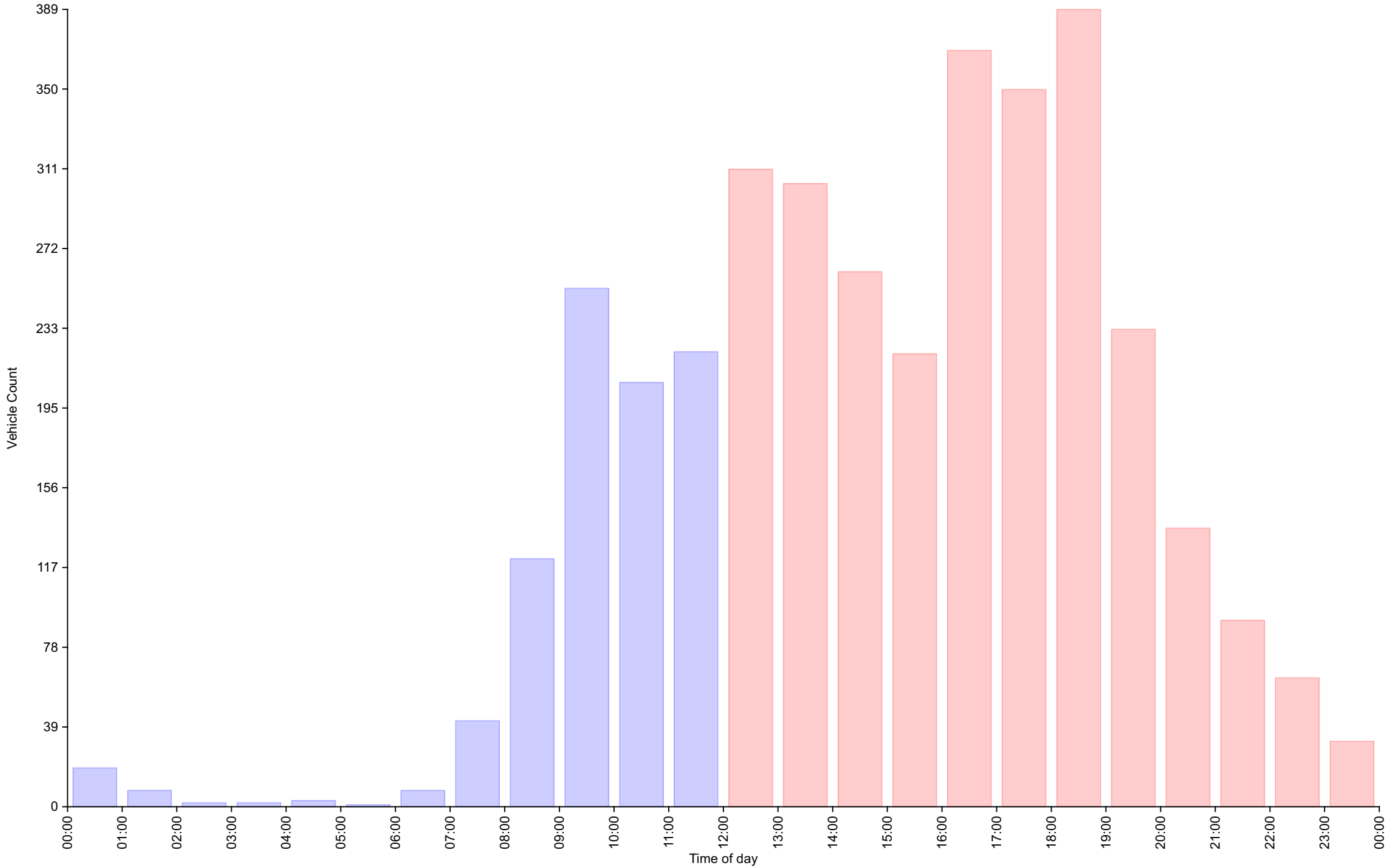
	<15	15 20	20 25	25 30	30 35	35 40	40 45	45 50	50 55	55 60	60 65	65 70	>70	Total	85th Percentile
00:00	0	0	0	8	8	2	0	1	0	0	0	0	0	19	32.5
01:00	0	0	1	2	1	3	1	0	0	0	0	0	0	8	37.6
02:00	0	0	0	0	0	0	0	0	1	0	1	0	0	2	59.4
03:00	0	0	0	1	0	1	0	0	0	0	0	0	0	2	33.0
04:00	0	0	0	0	1	0	2	0	0	0	0	0	0	3	42.5
05:00	0	0	0	0	0	1	0	0	0	0	0	0	0	1	37.5
06:00	0	1	1	0	2	3	1	0	0	0	0	0	0	8	38.8
07:00	6	0	1	17	11	0	1	2	3	1	0	0	0	42	40.7
08:00	1	3	11	39	51	12	4	0	0	0	0	0	0	121	33.5
09:00	1	7	39	124	69	11	1	1	0	0	0	0	0	253	31.5
10:00	2	7	38	73	62	19	3	3	0	0	0	0	0	207	32.9
11:00	3	10	37	91	57	19	4	0	0	1	0	0	0	222	32.4
12:00	2	16	45	122	96	26	4	0	0	0	0	0	0	311	32.7
13:00	1	11	64	111	85	27	5	0	0	0	0	0	0	304	32.7
14:00	2	5	30	127	84	9	3	1	0	0	0	0	0	261	31.1
15:00	2	5	27	92	62	22	9	2	0	0	0	0	0	221	34.0
16:00	1	6	38	172	113	34	5	0	0	0	0	0	0	369	32.7
17:00	2	6	30	166	112	31	2	1	0	0	0	0	0	350	32.4
18:00	0	4	20	139	155	56	13	2	0	0	0	0	0	389	34.7
19:00	0	2	21	90	85	30	4	0	1	0	0	0	0	233	34.0
20:00	0	7	14	49	41	17	8	0	0	0	0	0	0	136	34.9
21:00	0	2	6	41	34	8	0	0	0	0	0	0	0	91	32.8
22:00	0	3	4	23	24	7	1	1	0	0	0	0	0	63	33.9
23:00	0	0	2	10	10	8	2	0	0	0	0	0	0	32	36.8
AM Total	13	28	128	355	262	71	17	7	4	2	1	0	0		
PM Total	10	67	301	1142	901	275	56	7	1	0	0	0	0		
Total	23	95	429	1497	1163	346	73	14	5	2	1	0	0		
Percent	0.63%	2.60%	11.76%	41.04%	31.88%	9.48%	2.00%	0.38%	0.14%	0.05%	0.03%	0.00%	0.00%		

Time of day

Total Vehicles : 3648
 30th Percentile : 26.4 MPH
 50th Percentile : 28.4 MPH
 85th Percentile : 33.1 MPH
 95th Percentile : 36.9 MPH
 Average Speed : 29.1 MPH
 Highest Speed : 62.9 MPH
 Total Over Speed Limit : 44.0 % (1604 / 3648)

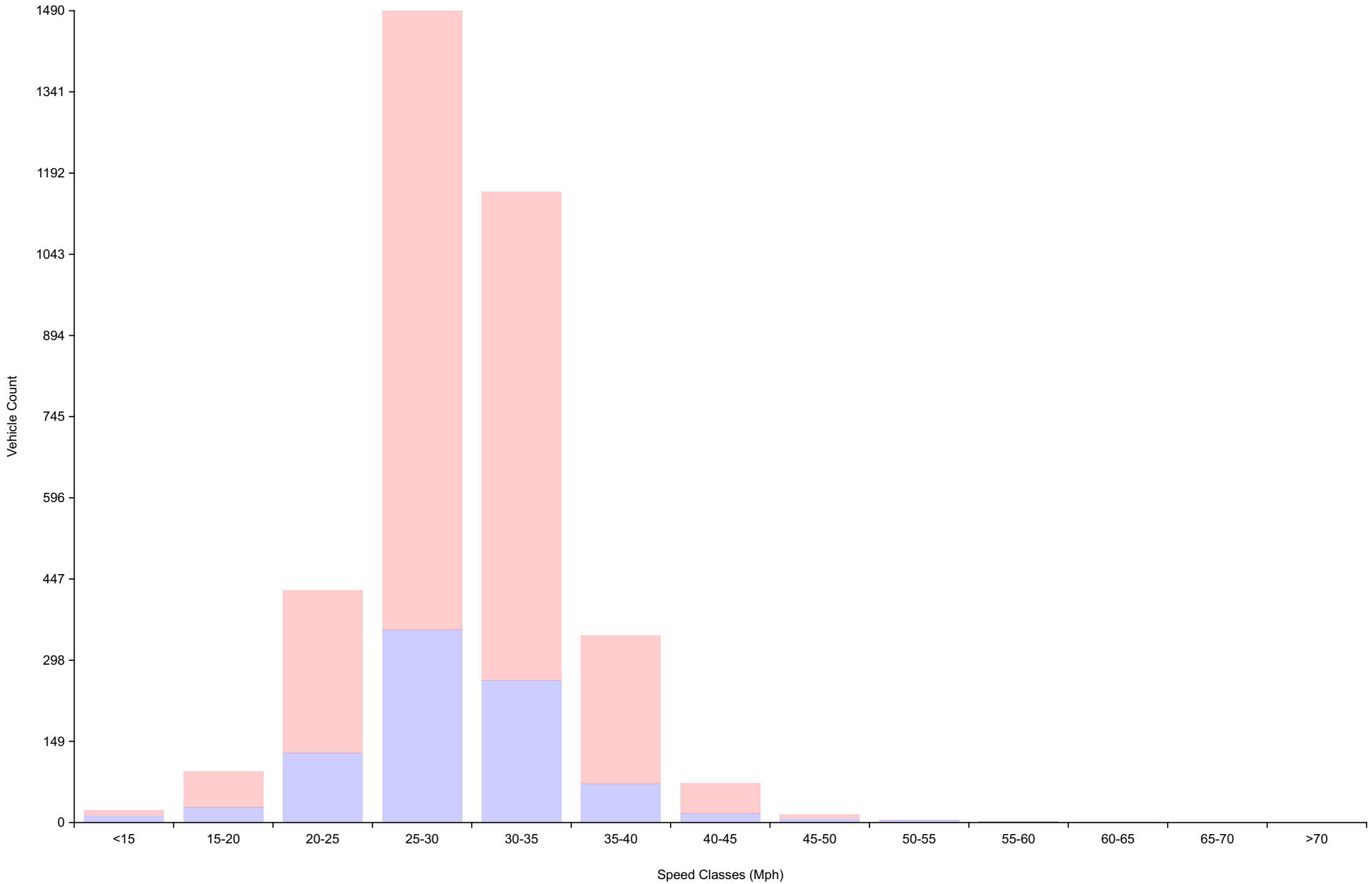
Vehicle Counts By Hour

Traffic Overview from Thu Sep 28 2023 to Wed Oct 18 2023
(60 Minute Resolution)



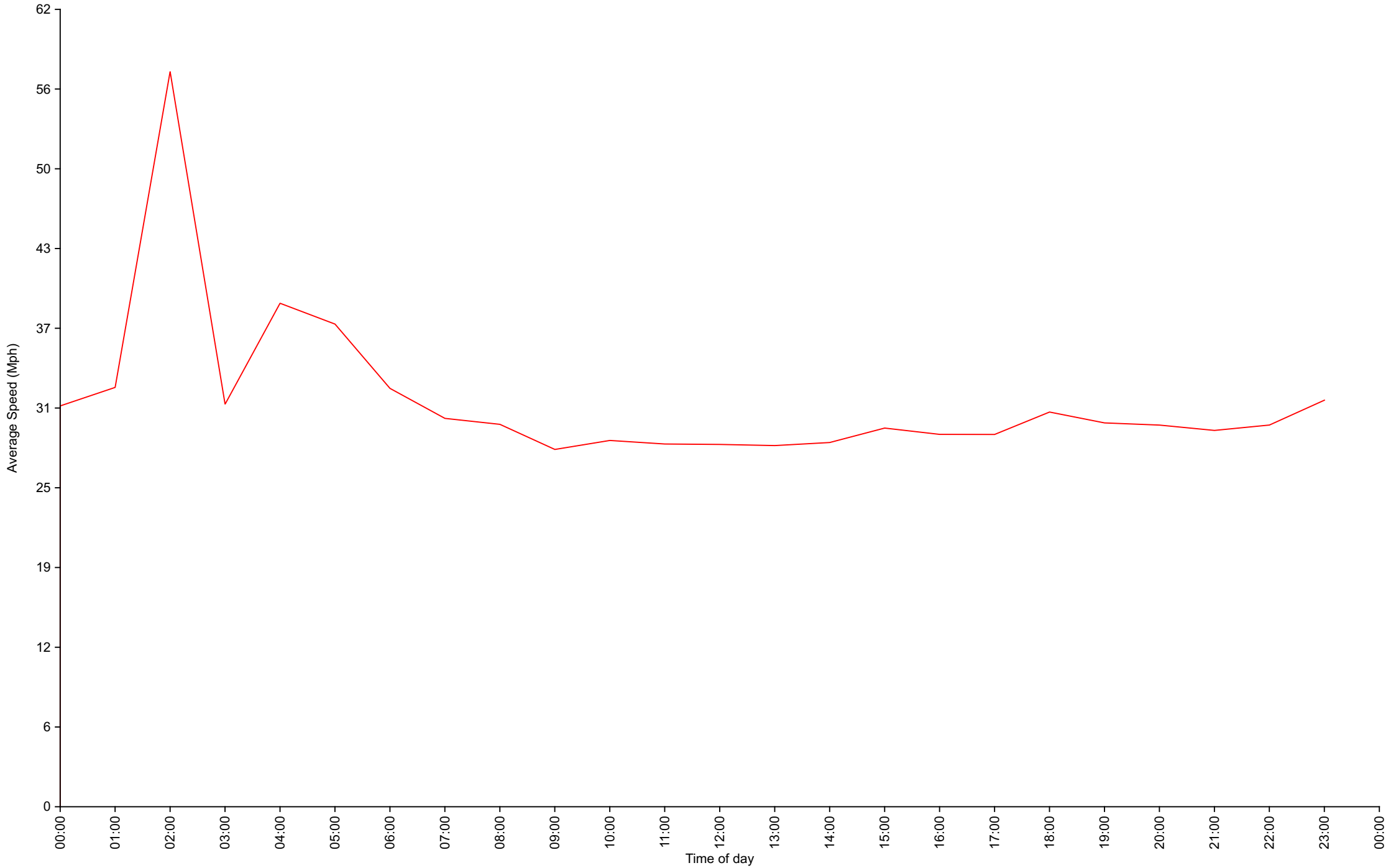
Vehicle Counts By Speed Class

Traffic Overview from Thu Sep 28 2023 to Wed Oct 18 2023



Average Speed By Hour

Traffic Overview from Thu Sep 28 2023 to Wed Oct 18 2023
(60 Minute Resolution)



Cumulative Speed Distribution Curve

Traffic Overview from Thu Sep 28 2023 to Wed Oct 18 2023

