

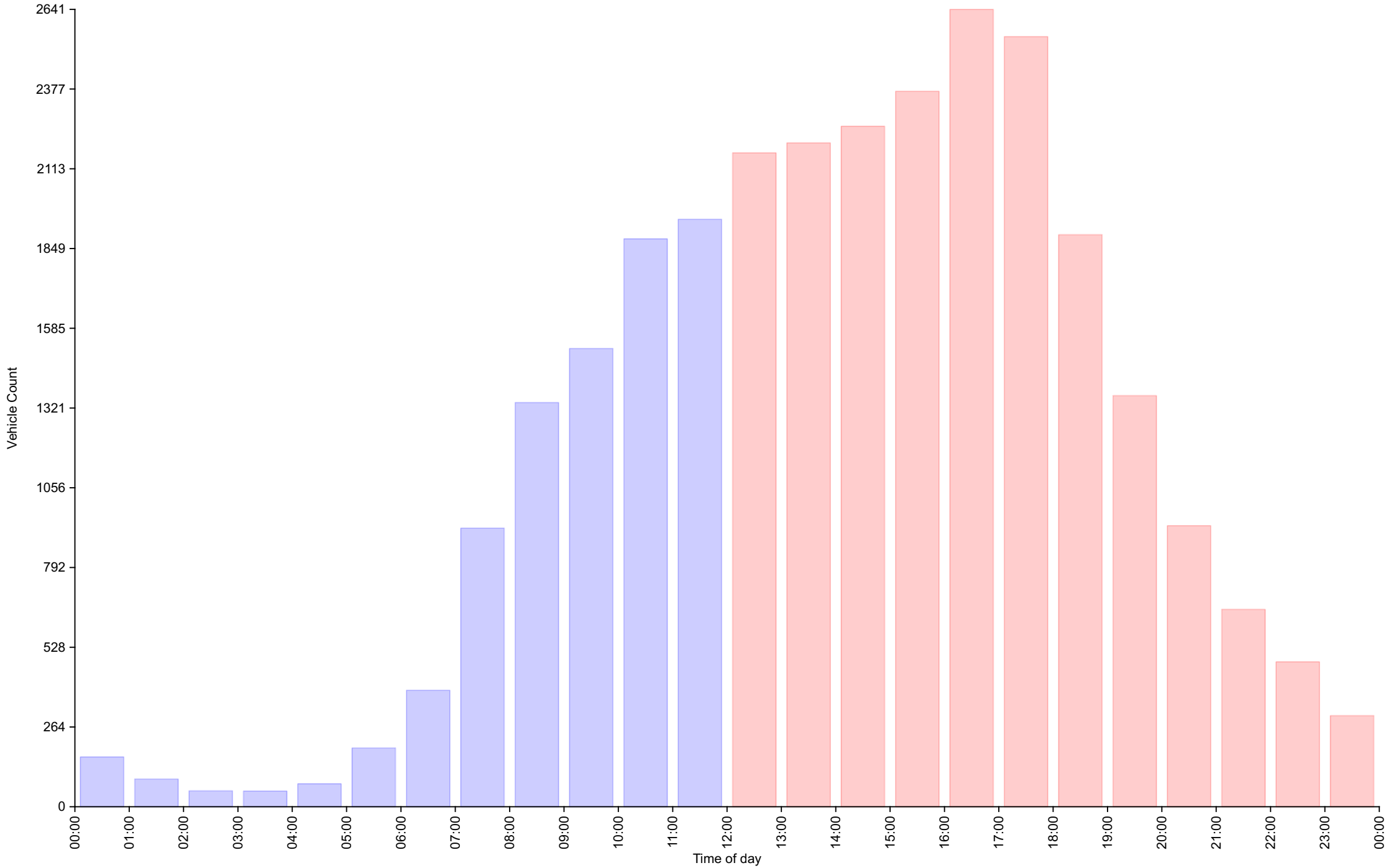
Tabley Road
Westbound Traffic (towards Tabley)
Traffic Overview from Mon Aug 1 2022 to Thu Aug 25 2022
Vehicle Speed Classes (Mph)

	<15	15 20	20 25	25 30	30 35	35 40	40 45	45 50	50 55	55 60	60 65	65 70	>70	Total	85th Percentile
00:00	9	19	14	39	54	19	5	3	0	1	1	1	0	165	35.2
01:00	9	12	9	26	17	12	5	1	0	0	1	0	0	92	35.1
02:00	3	9	0	10	13	8	6	2	2	0	0	0	0	53	41.1
03:00	4	10	3	7	14	7	4	0	3	0	0	0	0	52	37.2
04:00	6	8	10	6	15	10	10	5	4	1	0	1	0	76	43.8
05:00	1	29	12	11	69	55	15	3	0	0	0	0	0	195	37.6
06:00	26	76	26	51	107	64	18	15	2	1	0	0	0	386	36.9
07:00	39	186	88	213	250	102	36	7	1	1	0	0	0	923	34.2
08:00	36	229	201	404	341	96	25	5	2	0	0	0	0	1339	32.4
09:00	67	233	260	458	385	89	20	4	1	0	1	0	0	1518	31.9
10:00	78	301	299	573	481	125	20	4	0	0	0	0	0	1881	32.1
11:00	84	305	308	670	443	108	23	4	0	1	0	0	0	1946	31.6
12:00	74	308	387	768	494	110	17	6	1	1	0	0	0	2166	31.3
13:00	105	296	392	710	537	127	22	8	2	0	0	0	0	2199	31.8
14:00	75	260	317	782	607	163	44	5	0	1	0	0	0	2254	32.2
15:00	64	279	297	775	685	213	40	16	0	1	0	0	0	2370	33.0
16:00	60	285	290	824	833	267	67	15	0	0	0	0	0	2641	33.6
17:00	52	238	252	787	868	271	69	12	2	0	0	0	0	2551	33.7
18:00	51	197	216	544	598	216	54	16	2	1	0	0	0	1895	34.1
19:00	44	184	153	364	415	155	37	9	1	0	0	0	0	1362	34.0
20:00	41	101	73	271	297	105	30	10	2	1	0	0	0	931	34.3
21:00	25	63	71	233	173	68	15	3	3	0	0	0	0	654	33.6
22:00	19	39	53	151	135	54	20	6	2	0	1	0	0	480	34.7
23:00	16	22	30	86	74	45	22	4	3	0	0	0	0	302	37.0
AM Total	362	1417	1230	2468	2189	695	187	53	15	5	3	2	0		
PM Total	626	2272	2531	6295	5716	1794	437	110	18	5	1	0	0		
Total	988	3689	3761	8763	7905	2489	624	163	33	10	4	2	0		
Percent	3.48%	12.98%	13.23%	30.82%	27.80%	8.75%	2.19%	0.57%	0.12%	0.04%	0.01%	0.01%	0.00%		

Total Vehicles : 28431
 30th Percentile : 24.1 MPH
 50th Percentile : 27.7 MPH
 85th Percentile : 33.1 MPH
 95th Percentile : 37.1 MPH
 Average Speed : 27.3 MPH
 Highest Speed : 68.2 MPH
 Total Over Speed Limit : 39.5 % (11230 / 28431)

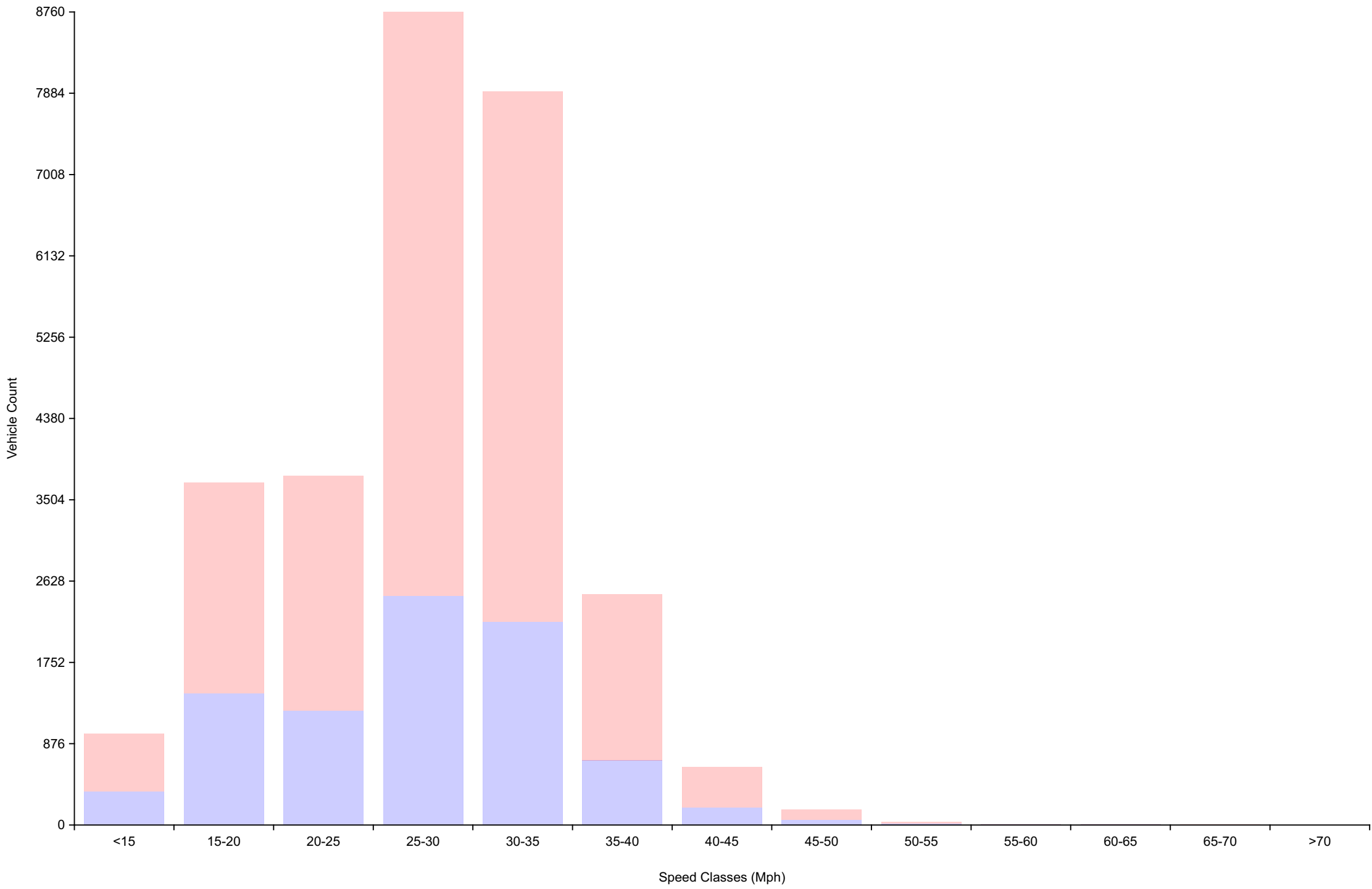
Vehicle Counts By Hour

Traffic Overview from Mon Aug 1 2022 to Thu Aug 25 2022
(60 Minute Resolution)



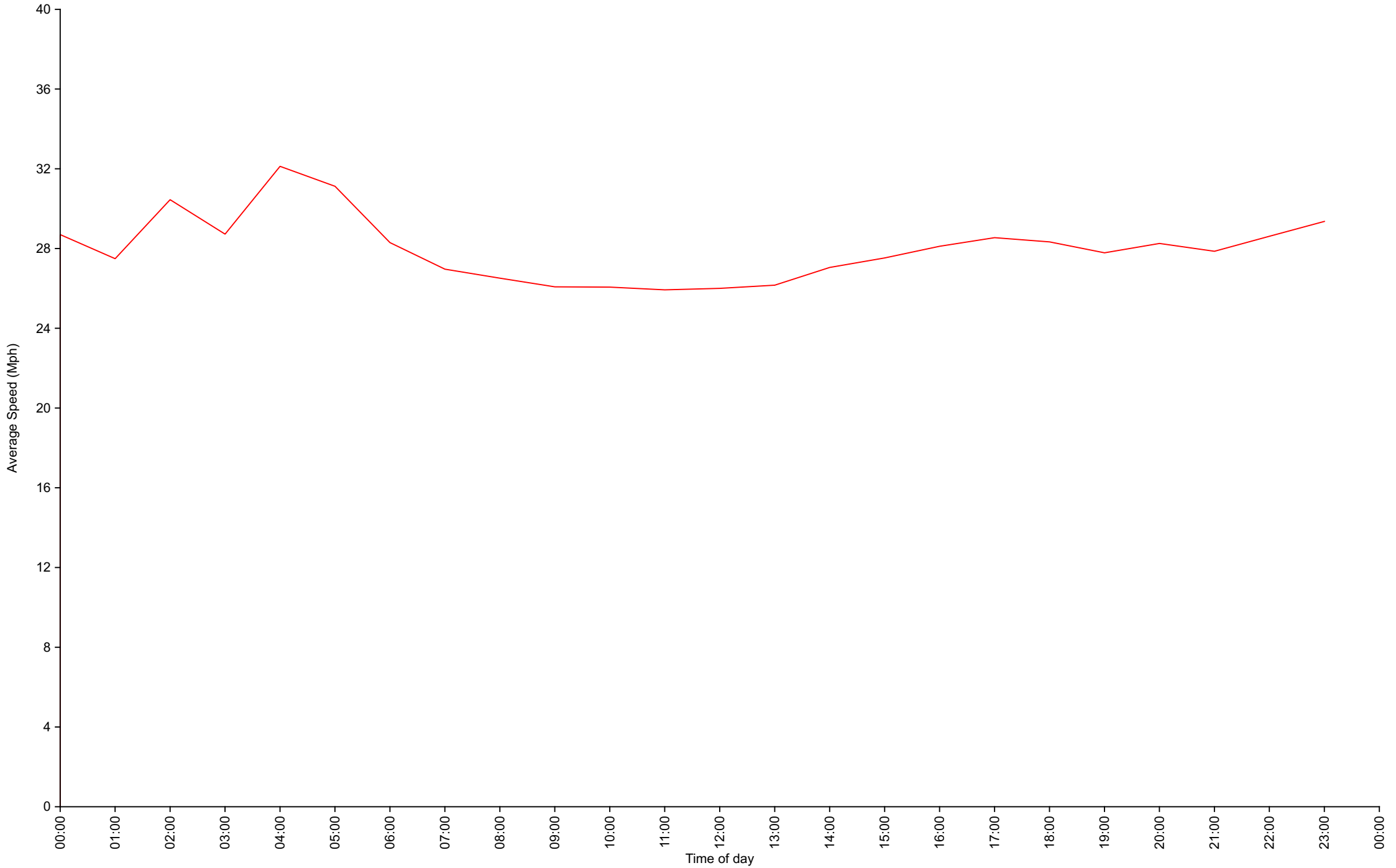
Vehicle Counts By Speed Class

Traffic Overview from Mon Aug 1 2022 to Thu Aug 25 2022



Average Speed By Hour

Traffic Overview from Mon Aug 1 2022 to Thu Aug 25 2022
(60 Minute Resolution)



Cumulative Speed Distribution Curve

Traffic Overview from Mon Aug 1 2022 to Thu Aug 25 2022

