

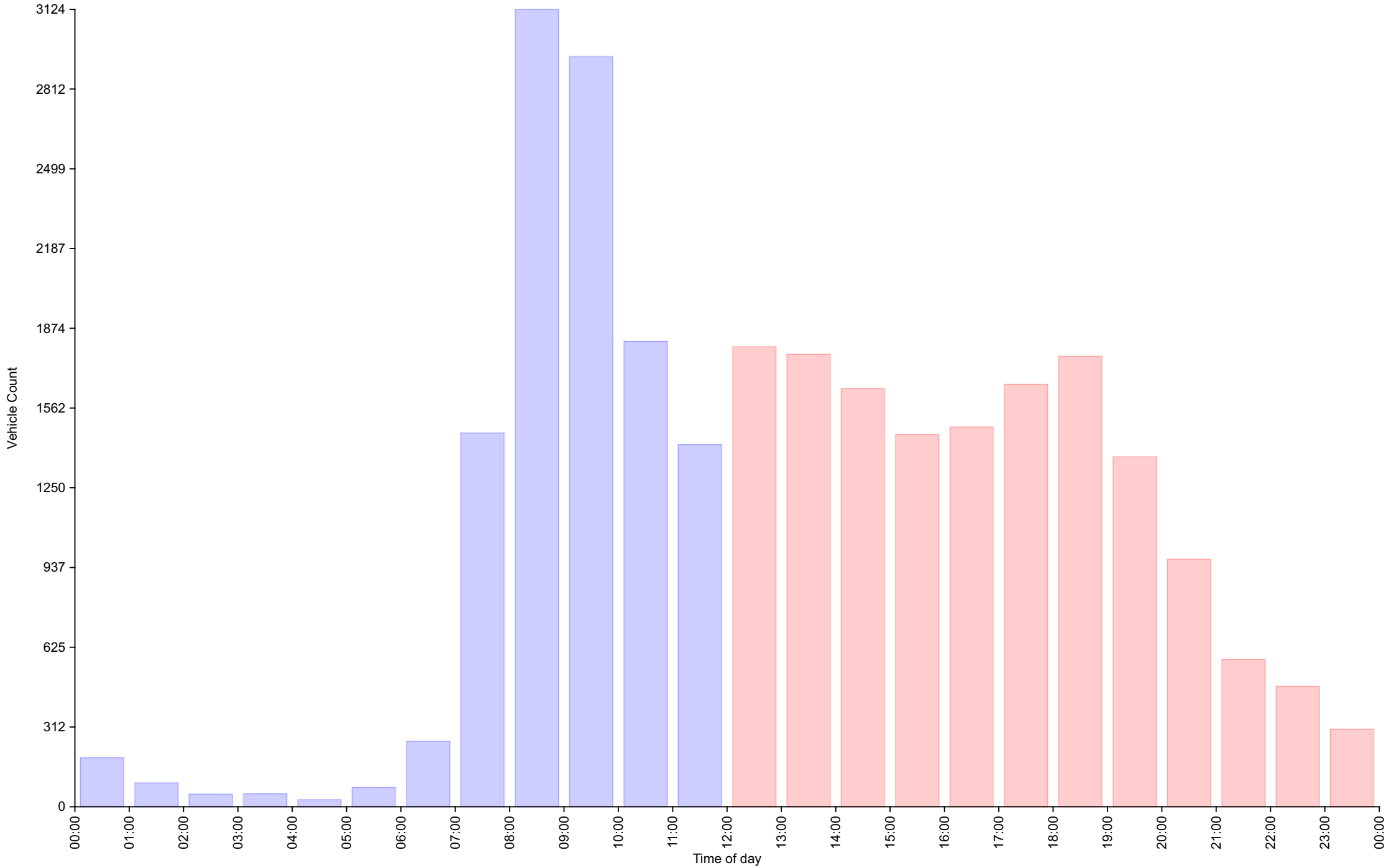
Tabley Road
Eastbound Traffic (towards Knutsford)
Traffic Overview from Mon Aug 1 2022 to Wed Aug 24 2022
Vehicle Speed Classes (Mph)

	<15	15 20	20 25	25 30	30 35	35 40	40 45	45 50	50 55	55 60	60 65	65 70	>70	Total	85th Percentile
00:00	0	0	4	27	69	46	32	8	6	0	0	0	0	192	40.5
01:00	0	0	0	15	41	18	11	6	2	1	0	0	0	94	40.6
02:00	0	0	0	7	16	10	13	3	0	1	0	0	0	50	42.4
03:00	0	0	1	11	19	11	6	3	0	0	0	0	0	51	39.7
04:00	0	0	0	2	11	10	3	2	0	0	0	0	0	28	39.8
05:00	0	0	0	14	20	19	11	10	2	0	0	0	0	76	44.2
06:00	0	0	1	32	80	75	50	18	1	0	0	0	0	257	41.4
07:00	0	4	12	131	406	490	334	74	14	0	0	0	0	1465	41.2
08:00	5	14	83	522	1188	907	339	53	9	3	1	0	0	3124	38.5
09:00	6	27	118	604	1106	733	298	45	3	0	0	0	0	2940	38.0
10:00	4	34	130	395	639	431	165	23	1	1	0	0	0	1823	37.7
11:00	7	46	126	335	488	303	90	21	2	1	0	0	0	1419	37.0
12:00	5	38	149	419	671	374	121	22	2	2	0	0	0	1803	36.9
13:00	3	40	116	464	648	367	113	19	1	2	0	0	0	1773	36.8
14:00	1	25	92	371	597	389	130	32	2	0	0	0	0	1639	37.6
15:00	3	24	80	315	551	353	106	21	5	1	0	0	0	1459	37.5
16:00	2	20	86	300	536	369	143	26	4	2	0	0	0	1488	38.1
17:00	2	21	80	314	600	434	163	37	4	0	0	0	0	1655	38.3
18:00	1	20	81	258	626	527	201	44	6	1	0	0	0	1765	38.8
19:00	1	14	66	234	479	388	142	41	5	1	0	0	0	1371	38.7
20:00	0	8	23	146	342	278	135	31	6	1	0	0	0	970	39.6
21:00	2	6	9	102	208	157	74	14	5	0	0	0	0	577	39.3
22:00	0	2	13	85	146	126	78	16	4	1	1	0	0	472	40.5
23:00	0	1	8	46	116	66	43	21	2	0	1	0	0	304	40.8
AM Total	22	125	475	2095	4083	3053	1352	266	40	7	1	0	0		
PM Total	20	219	803	3054	5520	3828	1449	324	46	11	2	0	0		
Total	42	344	1278	5149	9603	6881	2801	590	86	18	3	0	0		
Percent	0.16%	1.28%	4.77%	19.22%	35.84%	25.68%	10.45%	2.20%	0.32%	0.07%	0.01%	0.00%	0.00%		

Total Vehicles : 26795
 30th Percentile : 29.7 MPH
 50th Percentile : 32.4 MPH
 85th Percentile : 38.5 MPH
 95th Percentile : 42.2 MPH
 Average Speed : 33.1 MPH
 Highest Speed : 61.6 MPH
 Total Over Speed Limit : 74.6 % (19982 / 26795)

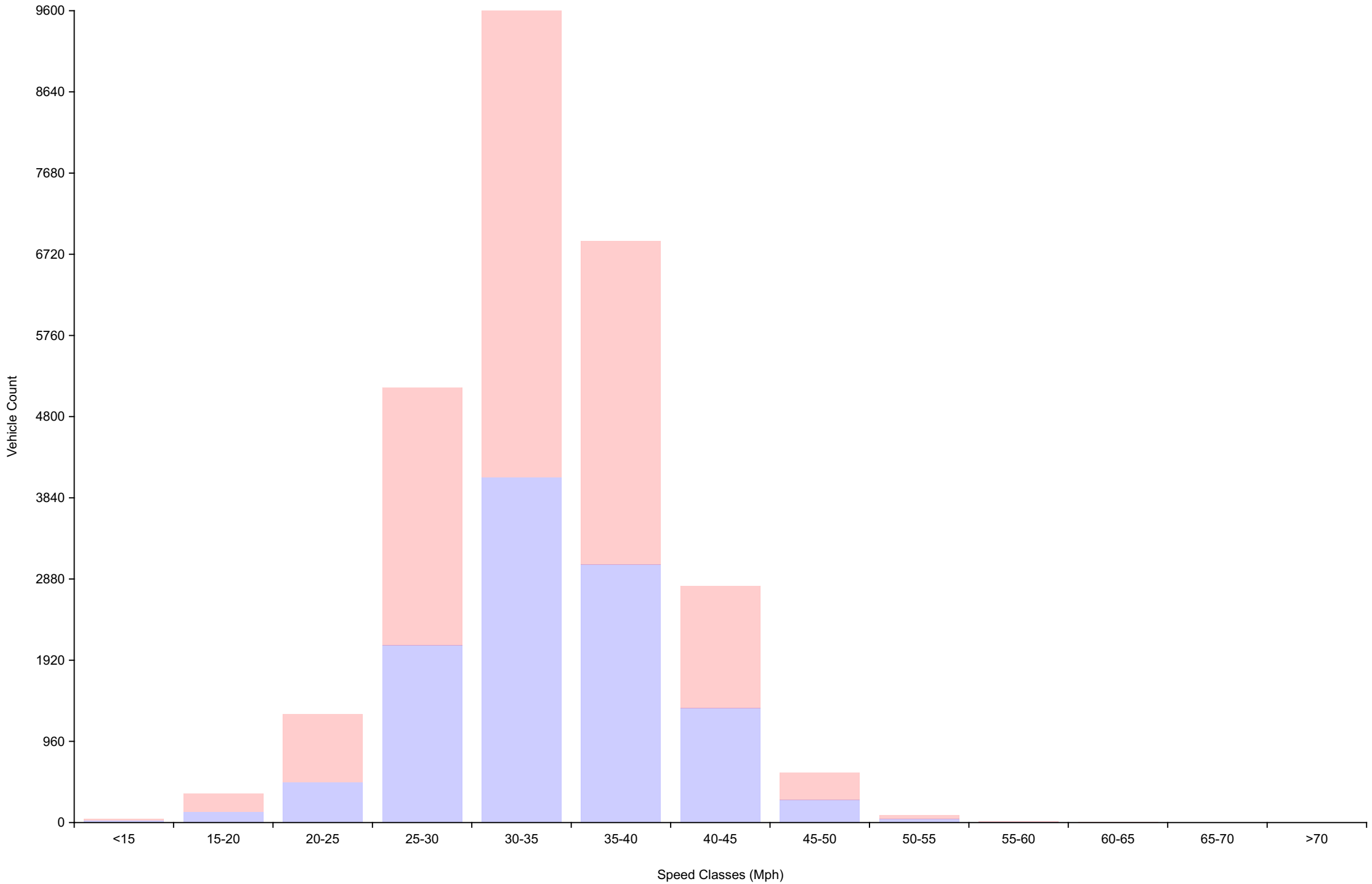
Vehicle Counts By Hour

Traffic Overview from Mon Aug 1 2022 to Wed Aug 24 2022
(60 Minute Resolution)



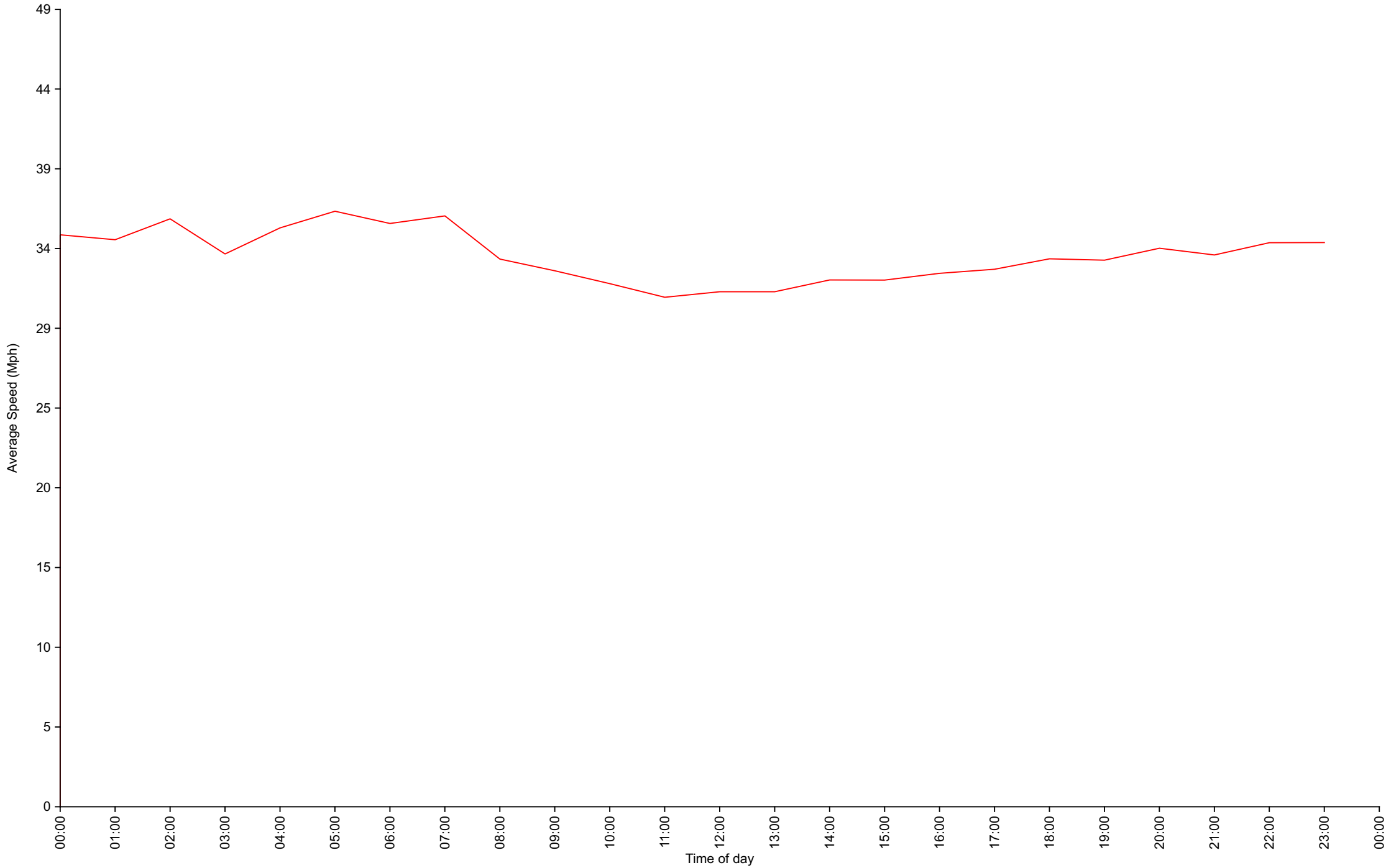
Vehicle Counts By Speed Class

Traffic Overview from Mon Aug 1 2022 to Wed Aug 24 2022



Average Speed By Hour

Traffic Overview from Mon Aug 1 2022 to Wed Aug 24 2022
(60 Minute Resolution)



Cumulative Speed Distribution Curve

Traffic Overview from Mon Aug 1 2022 to Wed Aug 24 2022

