

Thorneyholme Drive
West - towards Mobberley Road
Traffic Overview from Mon Nov 22 2021 to Mon Jan 31 2022

Vehicle Speed Classes (Mph)

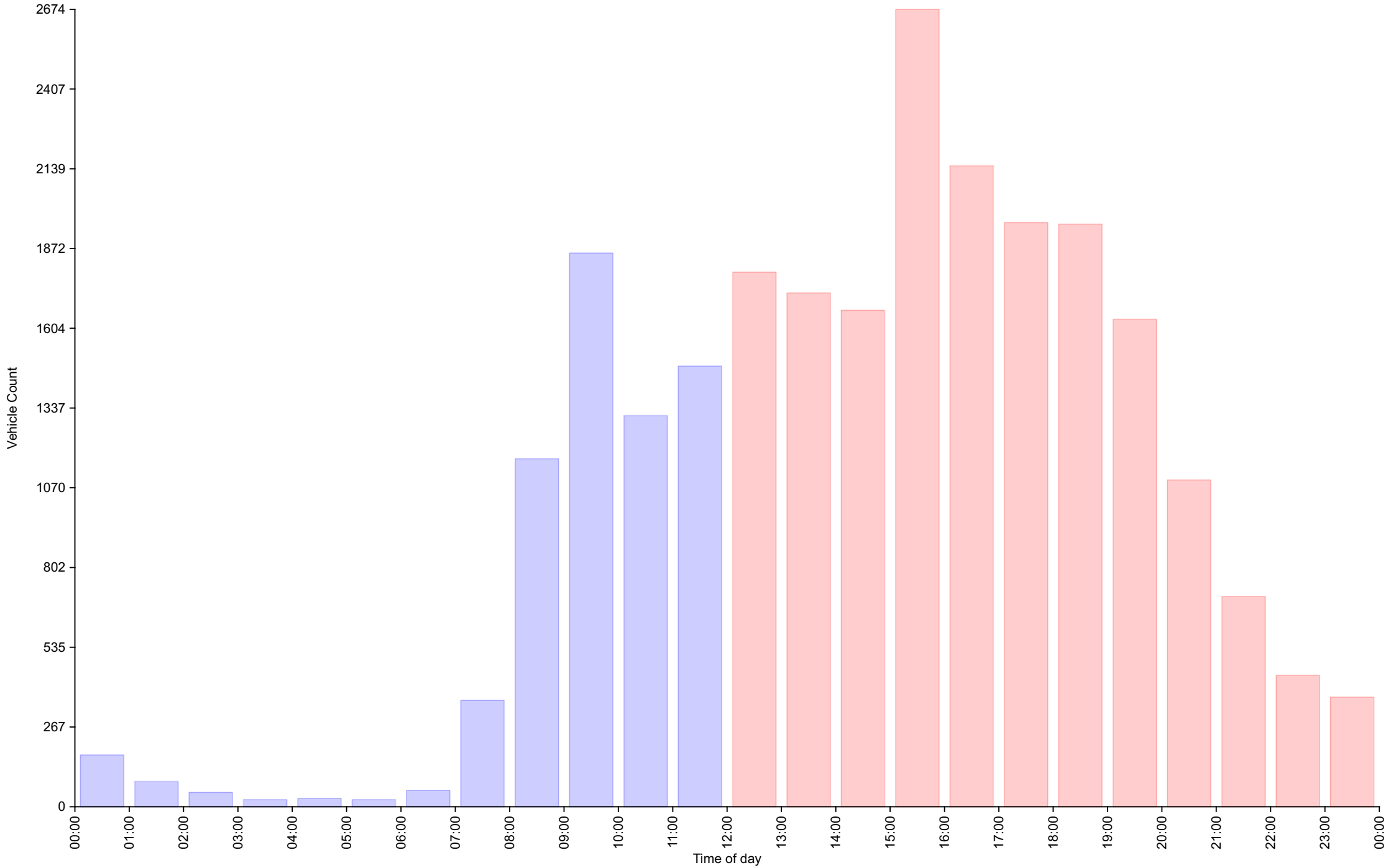
| | <15 | 15 20 | 20 25 | 25 30 | 30 35 | 35 40 | 40 45 | 45 50 | 50 55 | 55 60 | 60 65 | 65 70 | >70 | Total | 85th Percentile |
|----------|-----------|------------|------------|---------------|------------|-----------|-----------|----------|----------|----------|----------|----------|-------|-------------|--------------------|
| 00:00 | 0 | 7 | 39 | 63 | 52 | 8 | 2 | 1 | 0 | 0 | 1 | 1 | 0 | 174 | 32.5 |
| 01:00 | 0 | 0 | 12 | 38 | 23 | 10 | 2 | 0 | 0 | 0 | 0 | 0 | 0 | 85 | 33.9 |
| 02:00 | 1 | 1 | 10 | 16 | 12 | 5 | 2 | 1 | 0 | 0 | 0 | 0 | 0 | 48 | 34.8 |
| 03:00 | 0 | 0 | 6 | 10 | 6 | 2 | 0 | 0 | 0 | 0 | 0 | 0 | 0 | 24 | 31.9 |
| 04:00 | 4 | 1 | 5 | 4 | 6 | 7 | 1 | 0 | 0 | 0 | 0 | 0 | 0 | 28 | 36.8 |
| 05:00 | 3 | 2 | 4 | 9 | 5 | 1 | 0 | 0 | 0 | 0 | 0 | 0 | 0 | 24 | 29.6 |
| 06:00 | 4 | 6 | 13 | 18 | 12 | 1 | 1 | 0 | 0 | 0 | 0 | 0 | 0 | 55 | 30.7 |
| 07:00 | 22 | 34 | 91 | 111 | 79 | 17 | 3 | 0 | 0 | 0 | 0 | 0 | 0 | 357 | 31.1 |
| 08:00 | 17 | 59 | 263 | 602 | 203 | 20 | 1 | 2 | 0 | 0 | 0 | 0 | 0 | 1167 | 29.8 |
| 09:00 | 9 | 76 | 465 | 930 | 331 | 39 | 5 | 2 | 0 | 0 | 0 | 0 | 0 | 1857 | 29.8 |
| 10:00 | 8 | 56 | 308 | 657 | 237 | 40 | 4 | 1 | 1 | 0 | 0 | 0 | 0 | 1312 | 30.0 |
| 11:00 | 11 | 66 | 355 | 708 | 277 | 54 | 7 | 0 | 0 | 0 | 0 | 0 | 0 | 1478 | 30.3 |
| 12:00 | 10 | 86 | 474 | 828 | 336 | 50 | 7 | 2 | 0 | 0 | 0 | 0 | 0 | 1793 | 29.9 |
| 13:00 | 3 | 53 | 398 | 832 | 382 | 44 | 9 | 1 | 0 | 1 | 0 | 0 | 0 | 1723 | 30.5 |
| 14:00 | 3 | 65 | 402 | 809 | 316 | 56 | 14 | 0 | 0 | 0 | 0 | 0 | 0 | 1665 | 30.4 |
| 15:00 | 16 | 101 | 669 | 1349 | 436 | 90 | 13 | 0 | 0 | 0 | 0 | 0 | 0 | 2674 | 29.9 |
| 16:00 | 11 | 91 | 534 | 1062 | 383 | 60 | 8 | 0 | 1 | 0 | 0 | 0 | 0 | 2150 | 29.9 |
| 17:00 | 6 | 92 | 588 | 918 | 295 | 56 | 3 | 1 | 0 | 0 | 0 | 0 | 0 | 1959 | 29.6 |
| 18:00 | 10 | 89 | 518 | 978 | 307 | 41 | 6 | 4 | 1 | 0 | 0 | 0 | 0 | 1954 | 29.6 |
| 19:00 | 7 | 67 | 447 | 780 | 276 | 53 | 5 | 0 | 0 | 0 | 0 | 0 | 0 | 1635 | 30.0 |
| 20:00 | 5 | 40 | 249 | 515 | 226 | 52 | 3 | 4 | 2 | 0 | 0 | 0 | 0 | 1096 | 30.7 |
| 21:00 | 0 | 31 | 166 | 310 | 154 | 33 | 6 | 3 | 1 | 1 | 0 | 0 | 0 | 705 | 30.9 |
| 22:00 | 0 | 17 | 93 | 196 | 108 | 22 | 5 | 0 | 0 | 0 | 0 | 0 | 0 | 441 | 30.9 |
| 23:00 | 2 | 13 | 74 | 183 | 78 | 13 | 2 | 1 | 1 | 1 | 0 | 0 | 0 | 368 | 30.9 |
| AM Total | 79 | 308 | 1571 | 3166 | 1243 | 204 | 28 | 7 | 1 | 0 | 1 | 1 | 0 | | |
| PM Total | 73 | 745 | 4612 | 8760 | 3297 | 570 | 81 | 16 | 6 | 3 | 0 | 0 | 0 | | |
| Total | 152 | 1053 | 6183 | 11926 | 4540 | 774 | 109 | 23 | 7 | 3 | 1 | 1 | 0 | | |
| Percent | 0.61% | 4.25% | 24.96% | 48.14% | 18.33% | 3.12% | 0.44% | 0.09% | 0.03% | 0.01% | 0.00% | 0.00% | 0.00% | | |

Time of day

Total Vehicles : 24772
 30th Percentile : 24.0 MPH
 50th Percentile : 26.1 MPH
 85th Percentile : 30.1 MPH
 95th Percentile : 33.2 MPH
 Average Speed : 26.6 MPH
 Highest Speed : 66.0 MPH
 Total Over Speed Limit : 22.0 % (5458 / 24772)

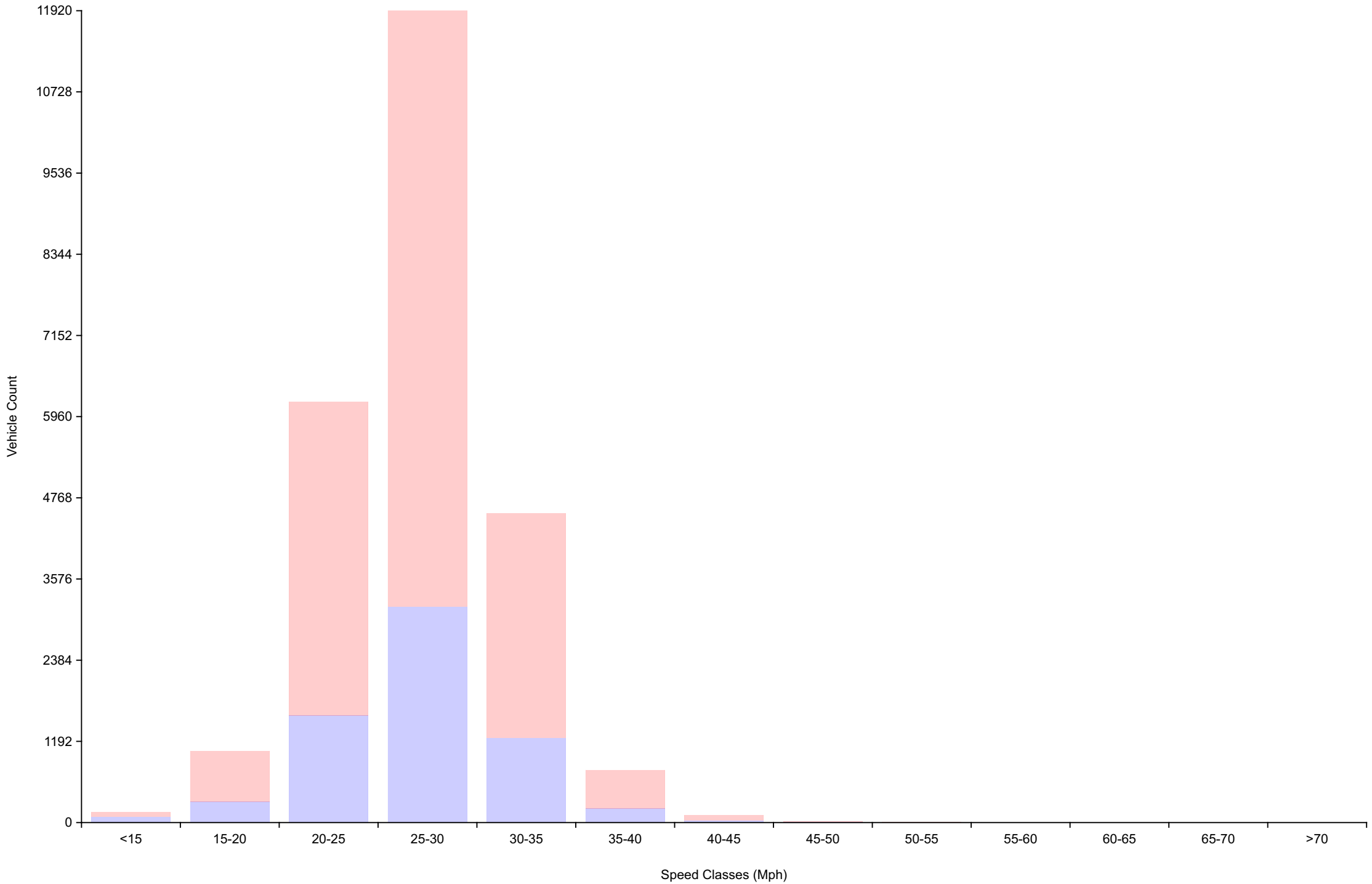
Vehicle Counts By Hour

Traffic Overview from Mon Nov 22 2021 to Mon Jan 31 2022
(60 Minute Resolution)



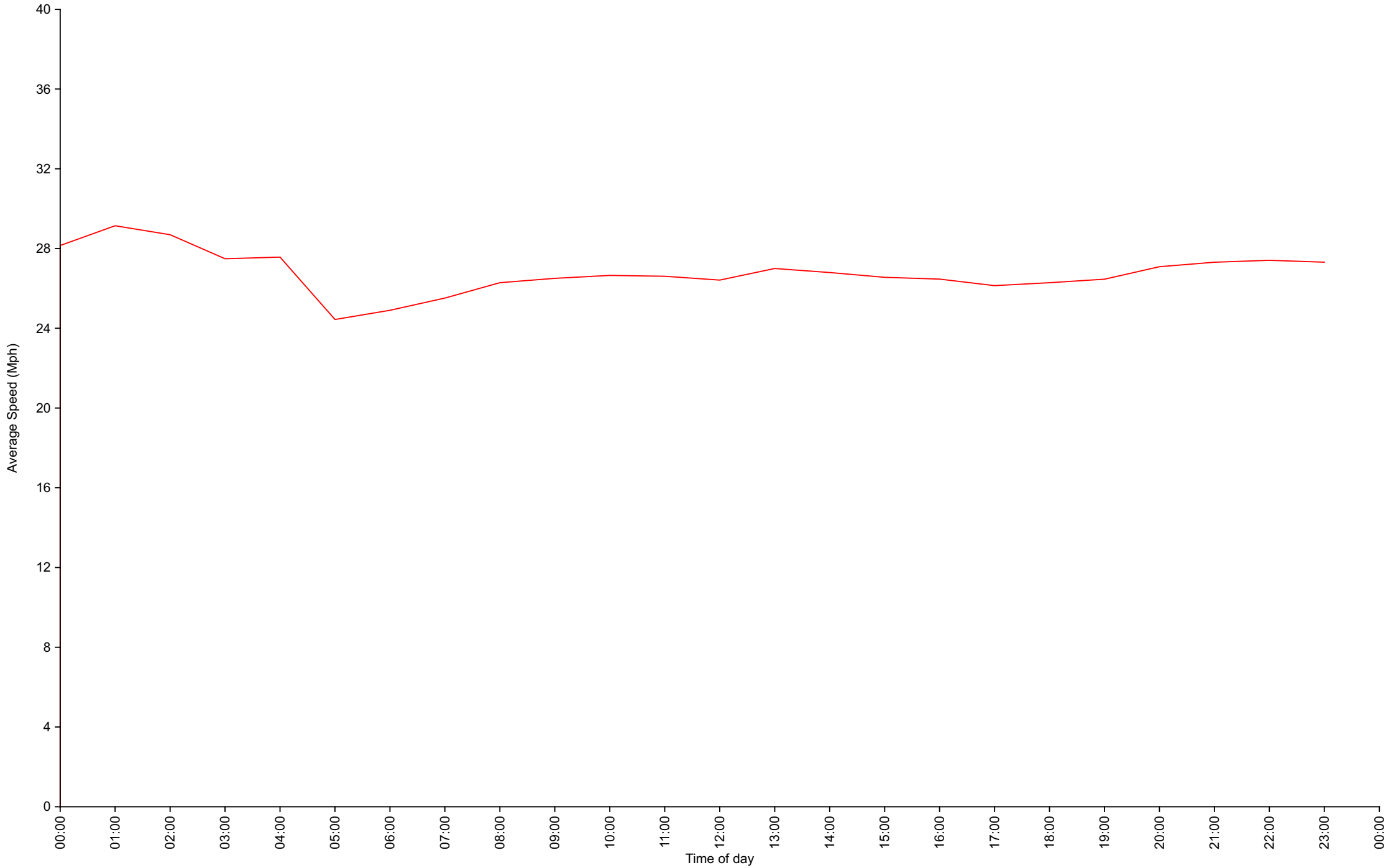
Vehicle Counts By Speed Class

Traffic Overview from Mon Nov 22 2021 to Mon Jan 31 2022



Average Speed By Hour

Traffic Overview from Mon Nov 22 2021 to Mon Jan 31 2022
(60 Minute Resolution)



Cumulative Speed Distribution Curve

Traffic Overview from Mon Nov 22 2021 to Mon Jan 31 2022

