

Beggarmans Lane  
 Eastbound Traffic (towards Toft Road)  
 Traffic Overview from Tue Jun 1 2021 to Sun Jun 20 2021

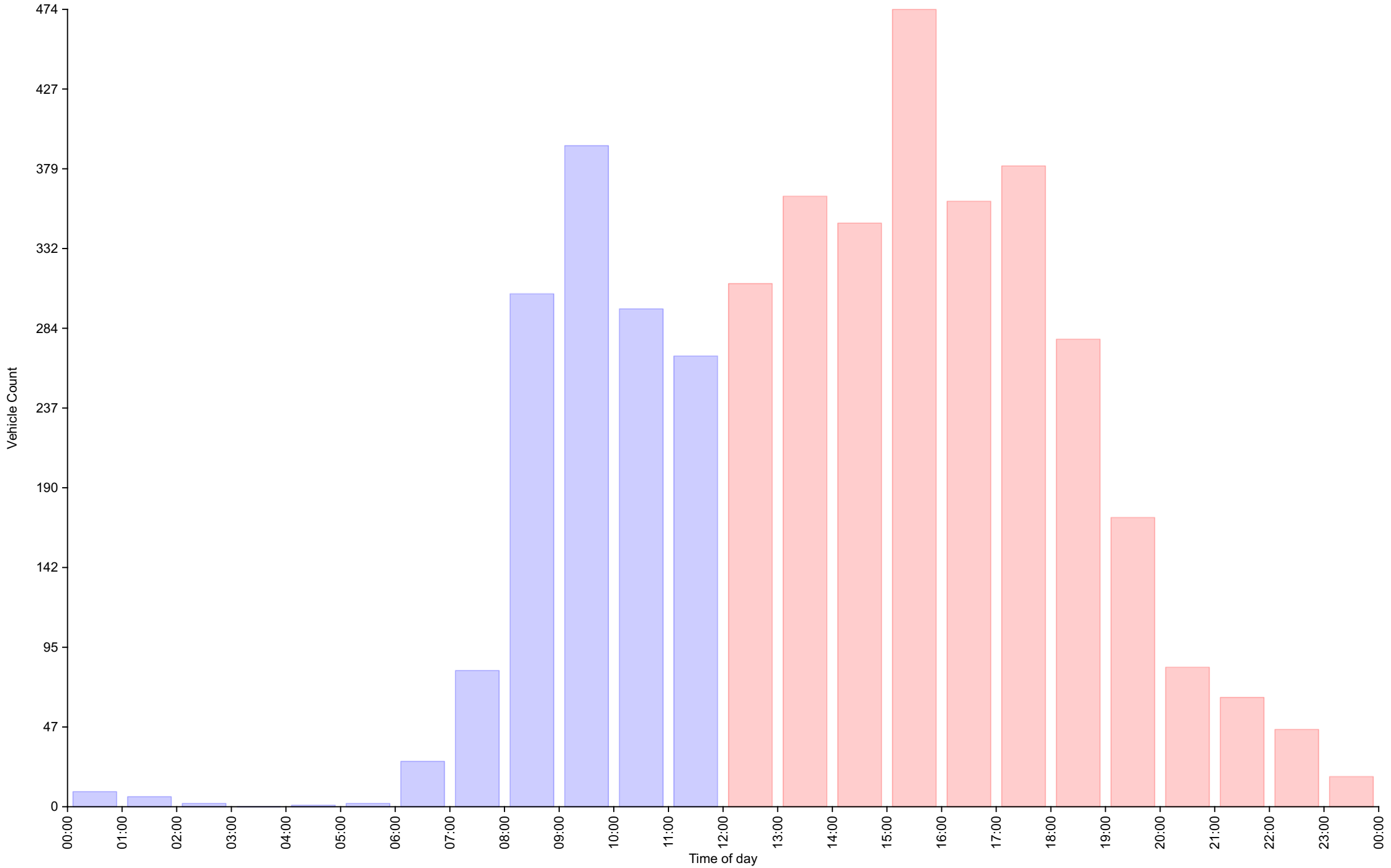
*Vehicle Speed Classes (Mph)*

	<15	15 20	20 25	25 30	30 35	35 40	40 45	45 50	50 55	55 60	60 65	65 70	>70	Total	85th Percentile
00:00	0	2	2	1	1	2	1	0	0	0	0	0	0	9	38.6
01:00	0	0	1	2	2	1	0	0	0	0	0	0	0	6	34.4
02:00	0	0	0	0	0	0	1	<b>1</b>	0	0	0	0	0	2	<b>46.3</b>
03:00	0	0	0	0	0	0	0	0	0	0	0	0	0	0	0.0
04:00	0	0	0	1	0	0	0	0	0	0	0	0	0	1	25.2
05:00	0	1	0	0	1	0	0	0	0	0	0	0	0	2	27.9
06:00	2	1	0	11	10	3	0	0	0	0	0	0	0	27	33.5
07:00	<b>12</b>	0	6	22	37	4	0	0	0	0	0	0	0	81	32.7
08:00	3	6	28	133	102	29	<b>4</b>	0	0	0	0	0	0	305	33.0
09:00	2	<b>12</b>	<b>71</b>	<b>166</b>	<b>107</b>	<b>31</b>	4	0	0	0	0	0	0	<b>393</b>	32.4
10:00	5	8	42	135	88	15	3	0	0	0	0	0	0	296	31.8
11:00	1	9	41	105	90	21	1	0	0	0	0	0	0	268	32.6
12:00	3	13	43	141	81	24	5	1	0	0	0	0	0	311	32.6
13:00	2	11	47	136	<b>130</b>	28	<b>8</b>	1	0	0	0	0	0	363	32.9
14:00	2	19	44	158	102	20	1	1	0	0	0	0	0	347	32.3
15:00	<b>5</b>	<b>32</b>	<b>128</b>	<b>226</b>	67	14	1	1	0	0	0	0	0	<b>474</b>	29.7
16:00	3	5	46	169	115	19	3	0	0	0	0	0	0	360	31.7
17:00	0	10	44	157	124	<b>35</b>	8	<b>3</b>	0	0	0	0	0	381	33.0
18:00	3	4	44	112	92	18	5	0	0	0	0	0	0	278	33.1
19:00	0	10	22	66	54	17	2	0	<b>1</b>	0	0	0	0	172	32.9
20:00	0	0	13	39	22	8	0	1	0	0	0	0	0	83	33.3
21:00	1	2	7	27	23	4	1	0	0	0	0	0	0	65	32.1
22:00	0	4	8	12	16	2	3	0	1	0	0	0	0	46	33.9
23:00	0	0	2	8	7	1	0	0	0	0	0	0	0	18	<b>33.1</b>
AM Total	25	39	191	<b>576</b>	438	106	14	1	0	0	0	0	0		
PM Total	19	110	448	<b>1251</b>	833	190	37	8	2	0	0	0	0		
Total	44	149	639	<b>1827</b>	1271	296	51	9	2	0	0	0	0		
Percent	1.03%	3.47%	14.90%	<b>42.61%</b>	29.64%	6.90%	1.19%	0.21%	0.05%	0.00%	0.00%	0.00%	0.00%		

Total Vehicles : 4288  
 30th Percentile : 25.5 MPH  
 50th Percentile : 27.8 MPH  
 85th Percentile : 32.5 MPH  
 95th Percentile : 35.4 MPH  
 Average Speed : 28.2 MPH  
 Highest Speed : 53.6 MPH

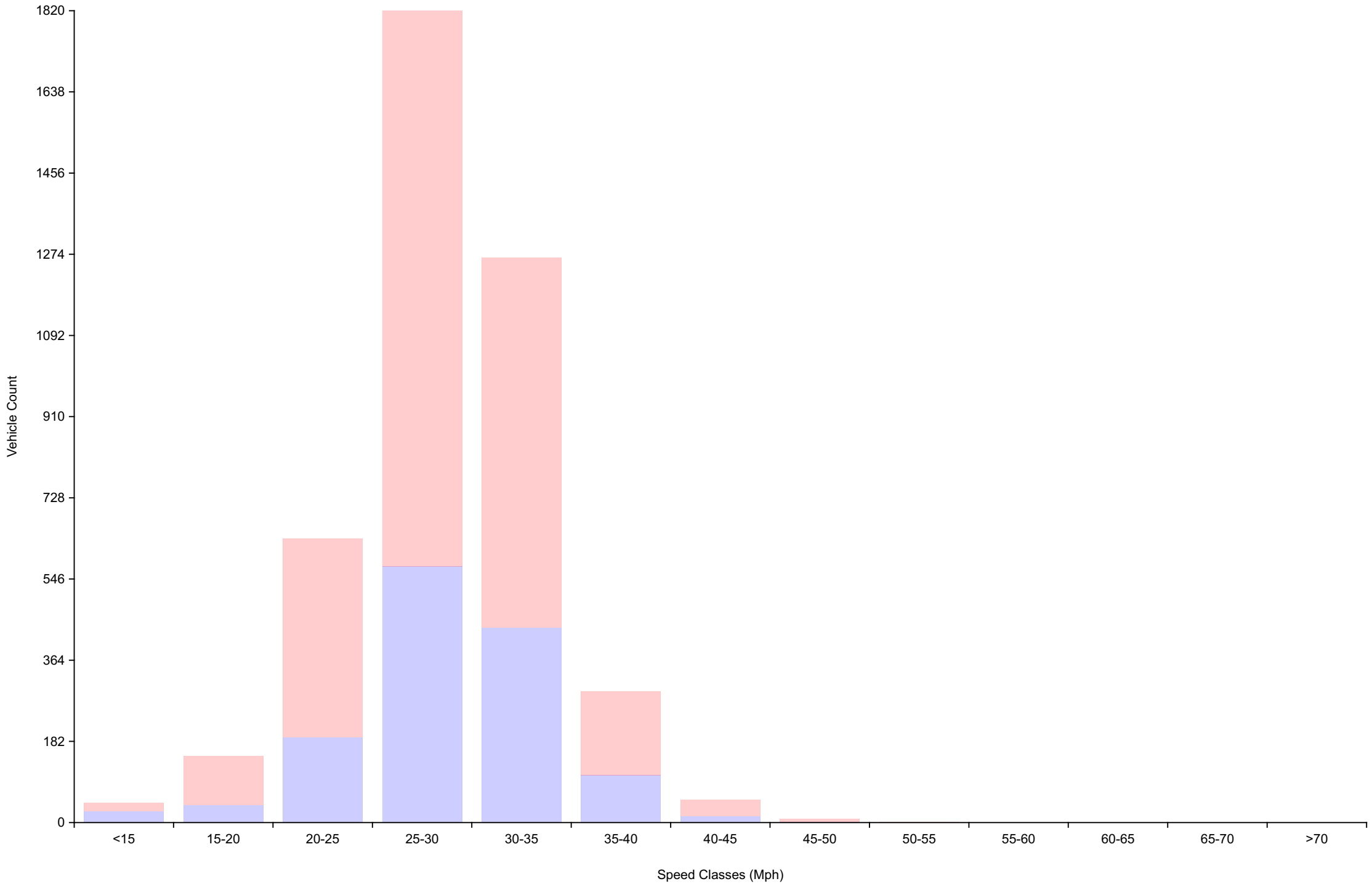
# Vehicle Counts By Hour

Traffic Overview from Tue Jun 1 2021 to Sun Jun 20 2021  
(60 Minute Resolution)



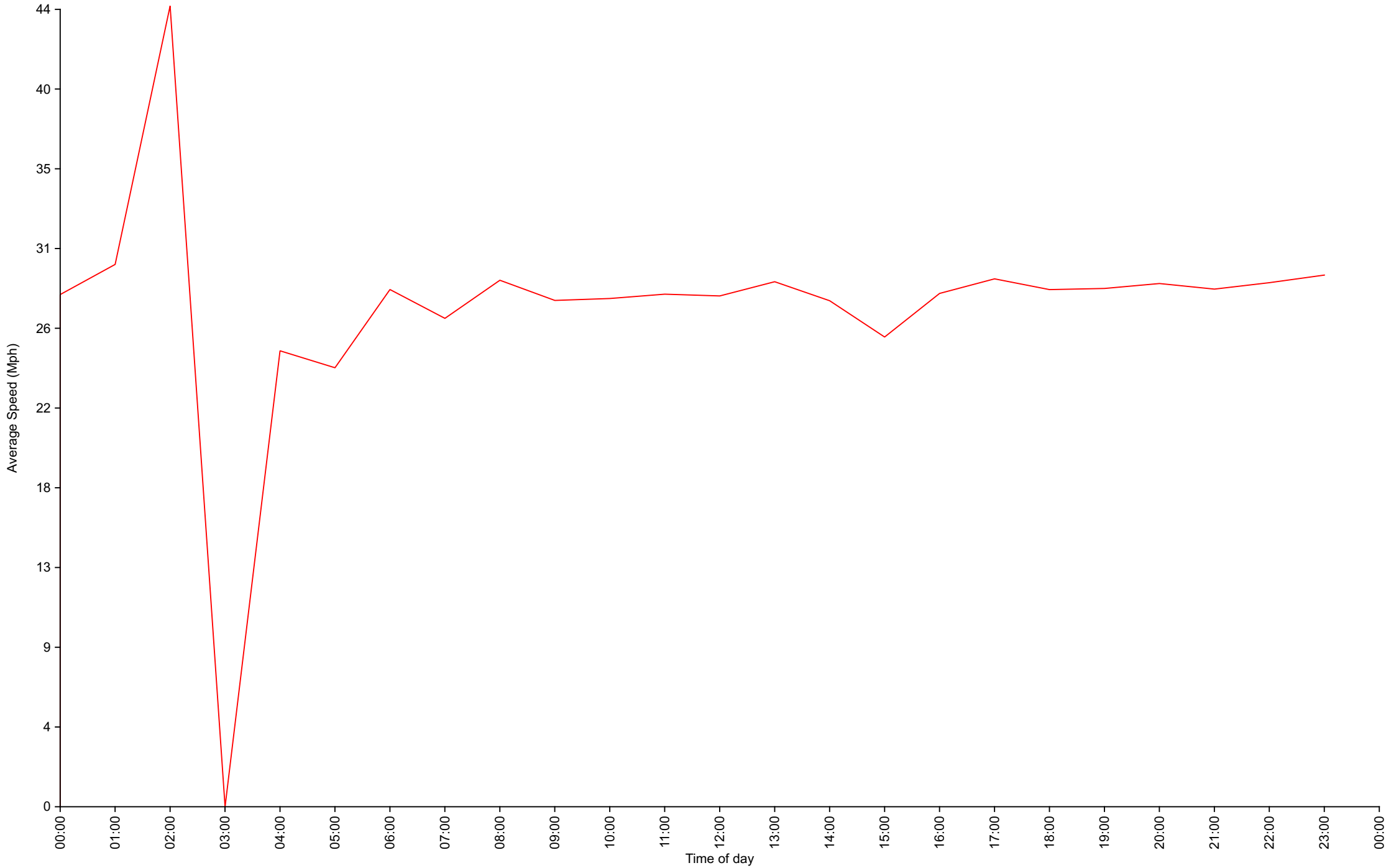
# Vehicle Counts By Speed Class

## Traffic Overview from Tue Jun 1 2021 to Sun Jun 20 2021



# Average Speed By Hour

Traffic Overview from Tue Jun 1 2021 to Sun Jun 20 2021  
(60 Minute Resolution)



# Cumulative Speed Distribution Curve

Traffic Overview from Tue Jun 1 2021 to Sun Jun 20 2021

