

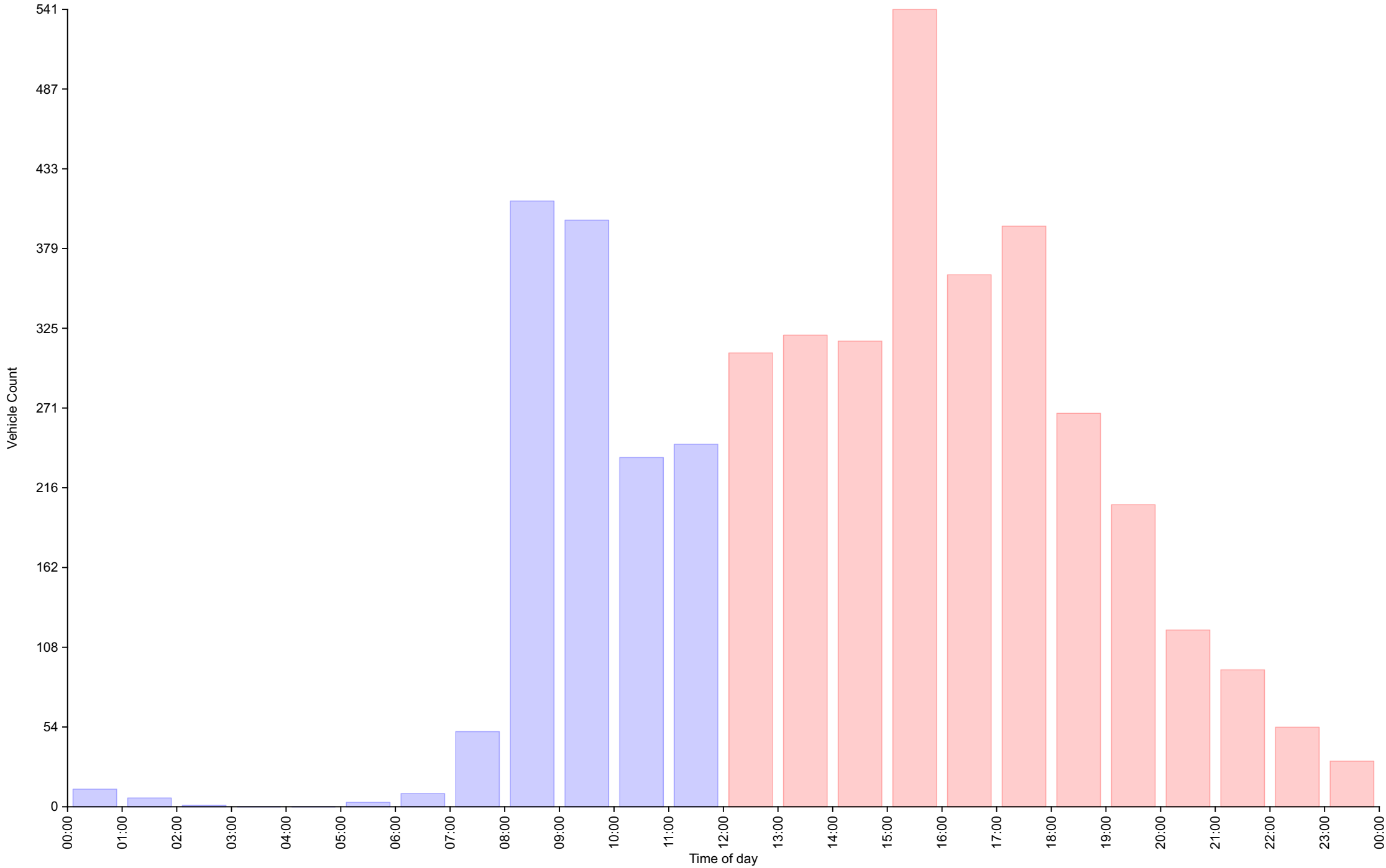
Beggarmans Lane
 Westbound Traffic (Towards School)
 Traffic Overview from Mon May 17 2021 to Mon May 31 2021
 Vehicle Speed Classes (Mph)

	<15	15 20	20 25	25 30	30 35	35 40	40 45	45 50	50 55	55 60	60 65	65 70	>70	Total	85th Percentile
00:00	0	0	1	3	5	2	1	0	0	0	0	0	0	12	36.4
01:00	0	0	0	2	4	0	0	0	0	0	0	0	0	6	31.1
02:00	0	0	0	1	0	0	0	0	0	0	0	0	0	1	26.6
03:00	0	0	0	0	0	0	0	0	0	0	0	0	0	0	0.0
04:00	0	0	0	0	0	0	0	0	0	0	0	0	0	0	0.0
05:00	0	0	0	0	1	2	0	0	0	0	0	0	0	3	37.6
06:00	1	0	0	2	5	1	0	0	0	0	0	0	0	9	33.8
07:00	0	0	0	13	26	9	2	0	1	0	0	0	0	51	35.4
08:00	0	6	42	178	147	33	5	0	0	0	0	0	0	411	32.6
09:00	4	14	63	167	119	30	1	0	0	0	0	0	0	398	32.1
10:00	2	8	35	94	73	22	1	1	1	0	0	0	0	237	32.9
11:00	3	9	41	94	74	18	6	1	0	0	0	0	0	246	32.5
12:00	4	6	50	131	86	26	5	0	0	0	0	0	0	308	32.6
13:00	3	9	47	127	101	30	3	0	0	0	0	0	0	320	33.2
14:00	3	14	45	105	106	37	5	0	0	1	0	0	0	316	33.6
15:00	9	25	94	213	152	44	4	0	0	0	0	0	0	541	32.6
16:00	2	18	33	100	144	52	11	1	0	0	0	0	0	361	34.5
17:00	2	4	19	101	184	73	10	1	0	0	0	0	0	394	34.9
18:00	3	5	18	70	104	55	9	3	0	0	0	0	0	267	35.7
19:00	3	9	16	49	75	45	5	3	0	0	0	0	0	205	35.7
20:00	0	6	7	32	49	19	7	0	0	0	0	0	0	120	36.0
21:00	0	3	6	23	38	19	2	2	0	0	0	0	0	93	35.9
22:00	1	0	3	22	19	8	1	0	0	0	0	0	0	54	34.5
23:00	0	1	0	10	11	6	3	0	0	0	0	0	0	31	35.7
AM Total	10	37	182	554	454	117	16	2	2	0	0	0	0		
PM Total	30	100	338	983	1069	414	65	10	0	1	0	0	0		
Total	40	137	520	1537	1523	531	81	12	2	1	0	0	0		
Percent	0.91%	3.13%	11.86%	35.06%	34.74%	12.11%	1.85%	0.27%	0.05%	0.02%	0.00%	0.00%	0.00%		

Total Vehicles : 4384
 30th Percentile : 26.6 MPH
 50th Percentile : 28.9 MPH
 85th Percentile : 33.9 MPH
 95th Percentile : 37.0 MPH
 Average Speed : 29.3 MPH
 Highest Speed : 55.2 MPH

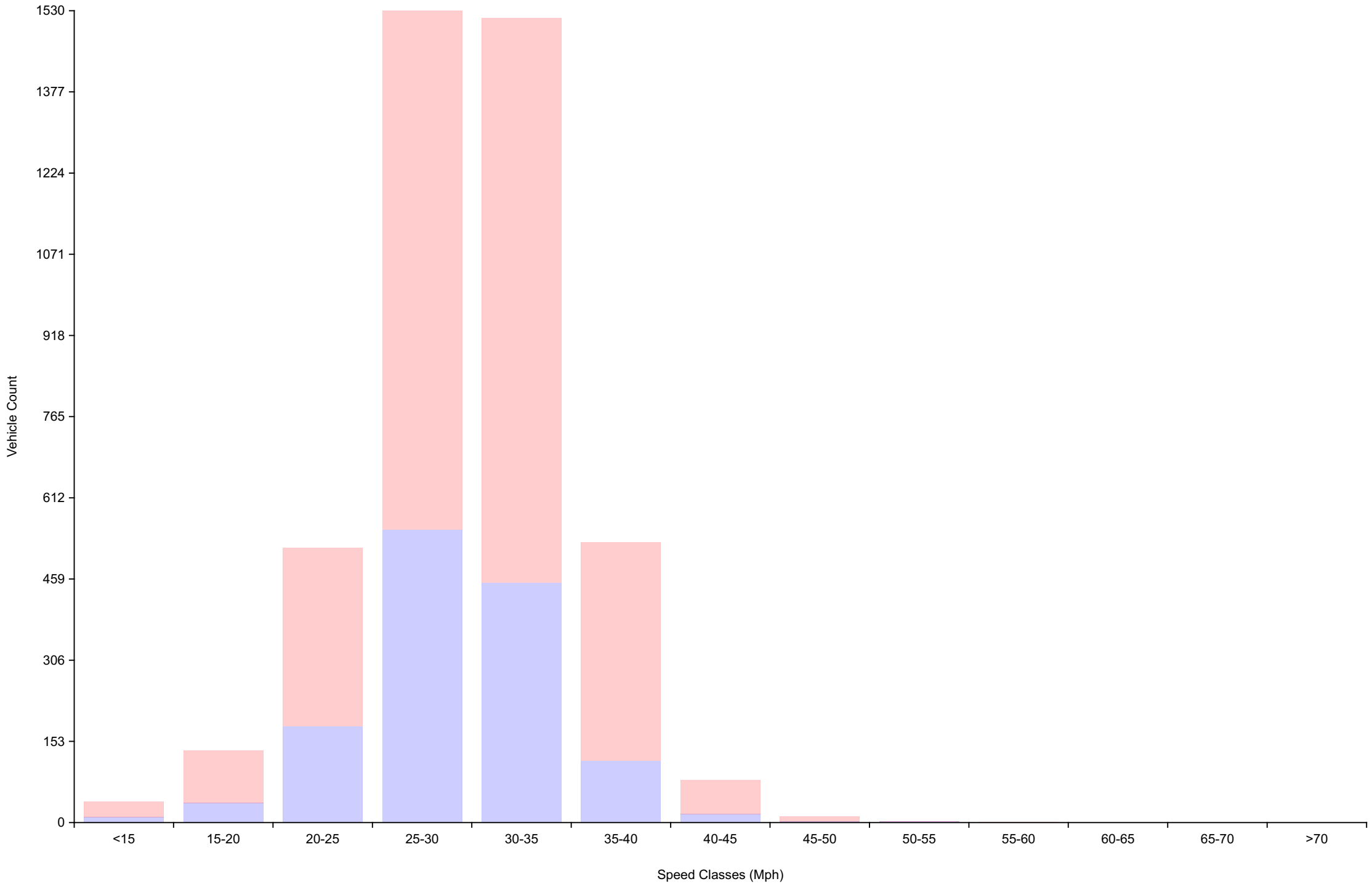
Vehicle Counts By Hour

Traffic Overview from Mon May 17 2021 to Mon May 31 2021
(60 Minute Resolution)



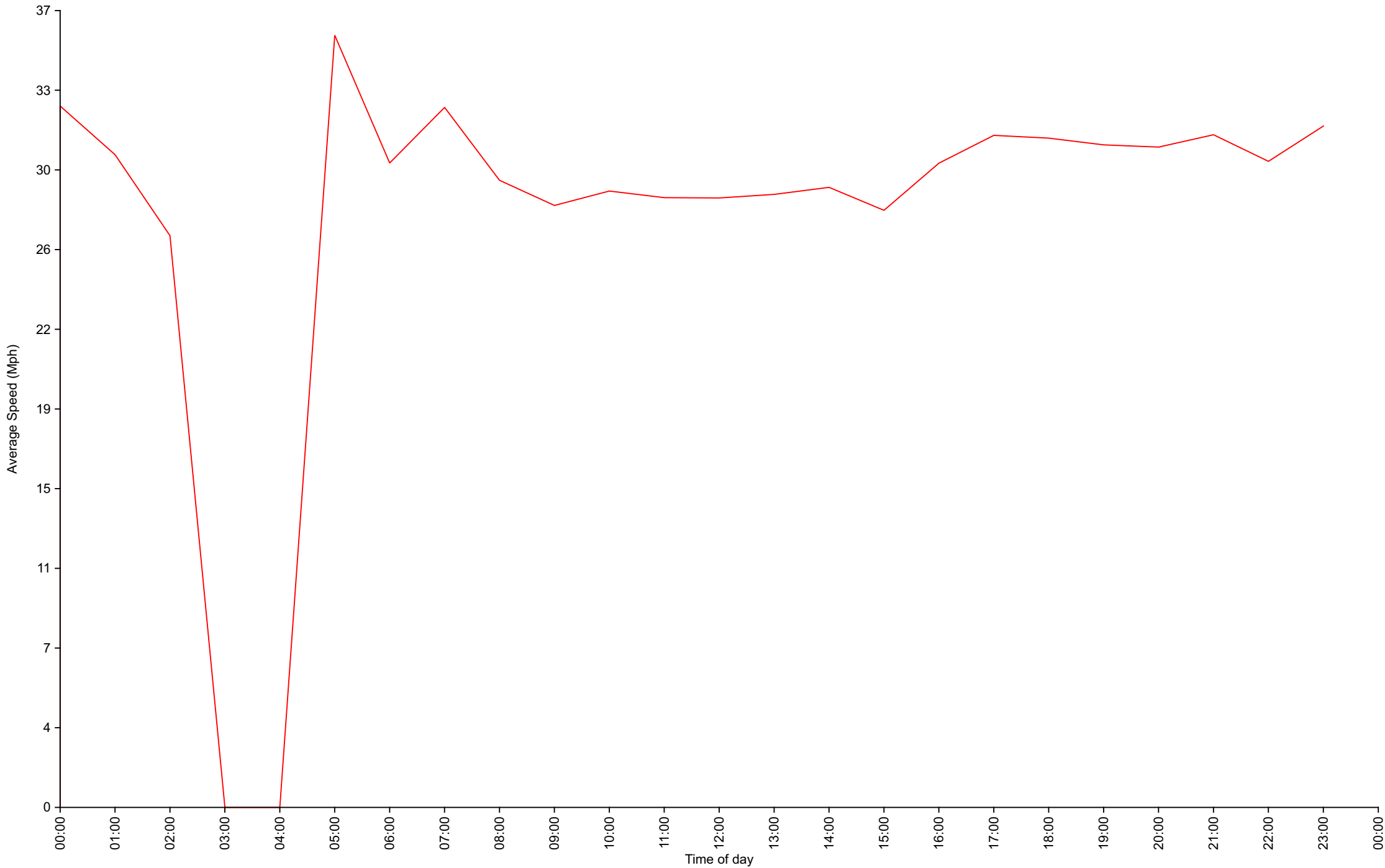
Vehicle Counts By Speed Class

Traffic Overview from Mon May 17 2021 to Mon May 31 2021



Average Speed By Hour

Traffic Overview from Mon May 17 2021 to Mon May 31 2021
(60 Minute Resolution)



Cumulative Speed Distribution Curve

Traffic Overview from Mon May 17 2021 to Mon May 31 2021

