

# Beggarman's Lane

## Westbound Traffic (Towards School)

### Traffic Overview from Fri Sep 25 2020 to Thu Oct 15 2020

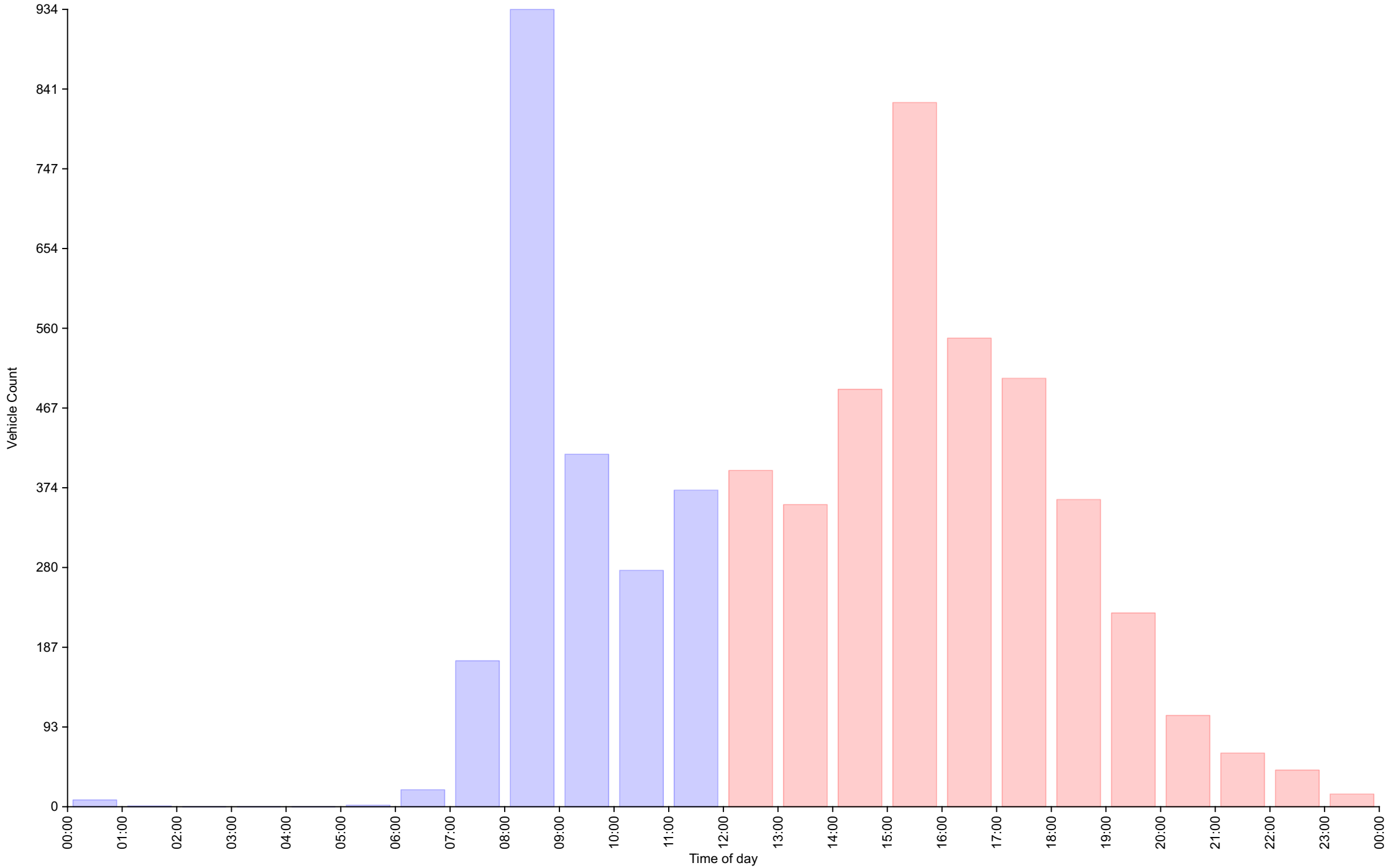
#### Vehicle Speed Classes (Mph)

|                 | <15      | 15<br>20  | 20<br>25  | 25<br>30   | 30<br>35      | 35<br>40   | 40<br>45  | 45<br>50 | 50<br>55 | 55<br>60 | 60<br>65 | 65<br>70 | >70      | Total      | 85th<br>Percentile |
|-----------------|----------|-----------|-----------|------------|---------------|------------|-----------|----------|----------|----------|----------|----------|----------|------------|--------------------|
| 00:00           | 0        | 1         | 0         | 0          | 5             | 2          | 0         | 0        | 0        | 0        | 0        | 0        | 0        | 8          | <b>36.0</b>        |
| 01:00           | 0        | 0         | 0         | 1          | 0             | 0          | 0         | 0        | 0        | 0        | 0        | 0        | 0        | 1          | 26.4               |
| 02:00           | 0        | 0         | 0         | 0          | 0             | 0          | 0         | 0        | 0        | 0        | 0        | 0        | 0        | 0          | 0.0                |
| 03:00           | 0        | 0         | 0         | 0          | 0             | 0          | 0         | 0        | 0        | 0        | 0        | 0        | 0        | 0          | 0.0                |
| 04:00           | 0        | 0         | 0         | 0          | 0             | 0          | 0         | 0        | 0        | 0        | 0        | 0        | 0        | 0          | 0.0                |
| 05:00           | 0        | 0         | 0         | 1          | 1             | 0          | 0         | 0        | 0        | 0        | 0        | 0        | 0        | 2          | 29.7               |
| 06:00           | 0        | 0         | 1         | 11         | 8             | 0          | 0         | 0        | 0        | 0        | 0        | 0        | 0        | 20         | 32.5               |
| 07:00           | 1        | 1         | 2         | 40         | 94            | 28         | 4         | 1        | 0        | 0        | 0        | 0        | 0        | 171        | 34.9               |
| 08:00           | <b>4</b> | <b>7</b>  | <b>79</b> | <b>293</b> | <b>399</b>    | <b>124</b> | <b>25</b> | <b>2</b> | 0        | 0        | 0        | 0        | <b>1</b> | <b>934</b> | 34.3               |
| 09:00           | 3        | <b>15</b> | 44        | 137        | 153           | 53         | 8         | 0        | 0        | 0        | 0        | 0        | 0        | 413        | 34.0               |
| 10:00           | 4        | 5         | 23        | 82         | 109           | 45         | 9         | 0        | 0        | 0        | 0        | 0        | 0        | 277        | 34.7               |
| 11:00           | 1        | 7         | 27        | 106        | 151           | 66         | 11        | 1        | <b>1</b> | 0        | 0        | 0        | 0        | 371        | 35.1               |
| 12:00           | 2        | 4         | 19        | 109        | 169           | 76         | 13        | 1        | <b>1</b> | 0        | 0        | 0        | 0        | 394        | 35.5               |
| 13:00           | 0        | 3         | 19        | 93         | 145           | 75         | <b>19</b> | 0        | 0        | 0        | 0        | 0        | 0        | 354        | 35.8               |
| 14:00           | 1        | 3         | 22        | 145        | 214           | 96         | 4         | <b>4</b> | 0        | 0        | 0        | 0        | 0        | 489        | 35.0               |
| 15:00           | 3        | <b>19</b> | <b>84</b> | <b>296</b> | <b>291</b>    | <b>120</b> | 11        | 1        | 0        | 0        | 0        | 0        | 0        | <b>825</b> | 34.2               |
| 16:00           | 2        | 9         | 22        | 141        | 247           | 112        | 14        | 2        | 0        | 0        | 0        | 0        | 0        | 549        | 35.2               |
| 17:00           | 0        | 7         | 22        | 118        | 239           | 100        | 16        | 0        | 0        | 0        | 0        | 0        | 0        | 502        | 35.7               |
| 18:00           | 3        | 7         | 26        | 98         | 146           | 64         | 13        | 3        | 0        | 0        | 0        | 0        | 0        | 360        | 35.3               |
| 19:00           | <b>5</b> | 12        | 22        | 56         | 92            | 32         | 6         | 1        | 1        | 0        | 0        | 0        | 0        | 227        | 34.7               |
| 20:00           | 1        | 4         | 13        | 35         | 37            | 14         | 2         | 0        | 0        | <b>1</b> | 0        | 0        | 0        | 107        | 34.3               |
| 21:00           | 1        | 0         | 1         | 23         | 25            | 12         | 1         | 0        | 0        | 0        | 0        | 0        | 0        | 63         | <b>35.2</b>        |
| 22:00           | 0        | 0         | 1         | 11         | 22            | 6          | 3         | 0        | 0        | 0        | 0        | 0        | 0        | 43         | 34.9               |
| 23:00           | 0        | 0         | 0         | 7          | 7             | 1          | 0         | 0        | 0        | 0        | 0        | 0        | 0        | 15         | 32.4               |
| <b>AM Total</b> | 13       | 36        | 176       | 671        | <b>920</b>    | 318        | 57        | 4        | 1        | 0        | 0        | 0        | 1        |            |                    |
| <b>PM Total</b> | 18       | 68        | 251       | 1132       | <b>1634</b>   | 708        | 102       | 12       | 2        | 1        | 0        | 0        | 0        |            |                    |
| <b>Total</b>    | 31       | 104       | 427       | 1803       | <b>2554</b>   | 1026       | 159       | 16       | 3        | 1        | 0        | 0        | 1        |            |                    |
| <b>Percent</b>  | 0.51%    | 1.70%     | 6.97%     | 29.44%     | <b>41.70%</b> | 16.75%     | 2.60%     | 0.26%    | 0.05%    | 0.02%    | 0.00%    | 0.00%    | 0.02%    |            |                    |

Total Vehicles : 6125  
 30th Percentile : 28.1 MPH  
 50th Percentile : 30.4 MPH  
 85th Percentile : 34.9 MPH  
 95th Percentile : 37.8 MPH  
 Average Speed : 31.1 MPH  
 Highest Speed : 2623.2 MPH

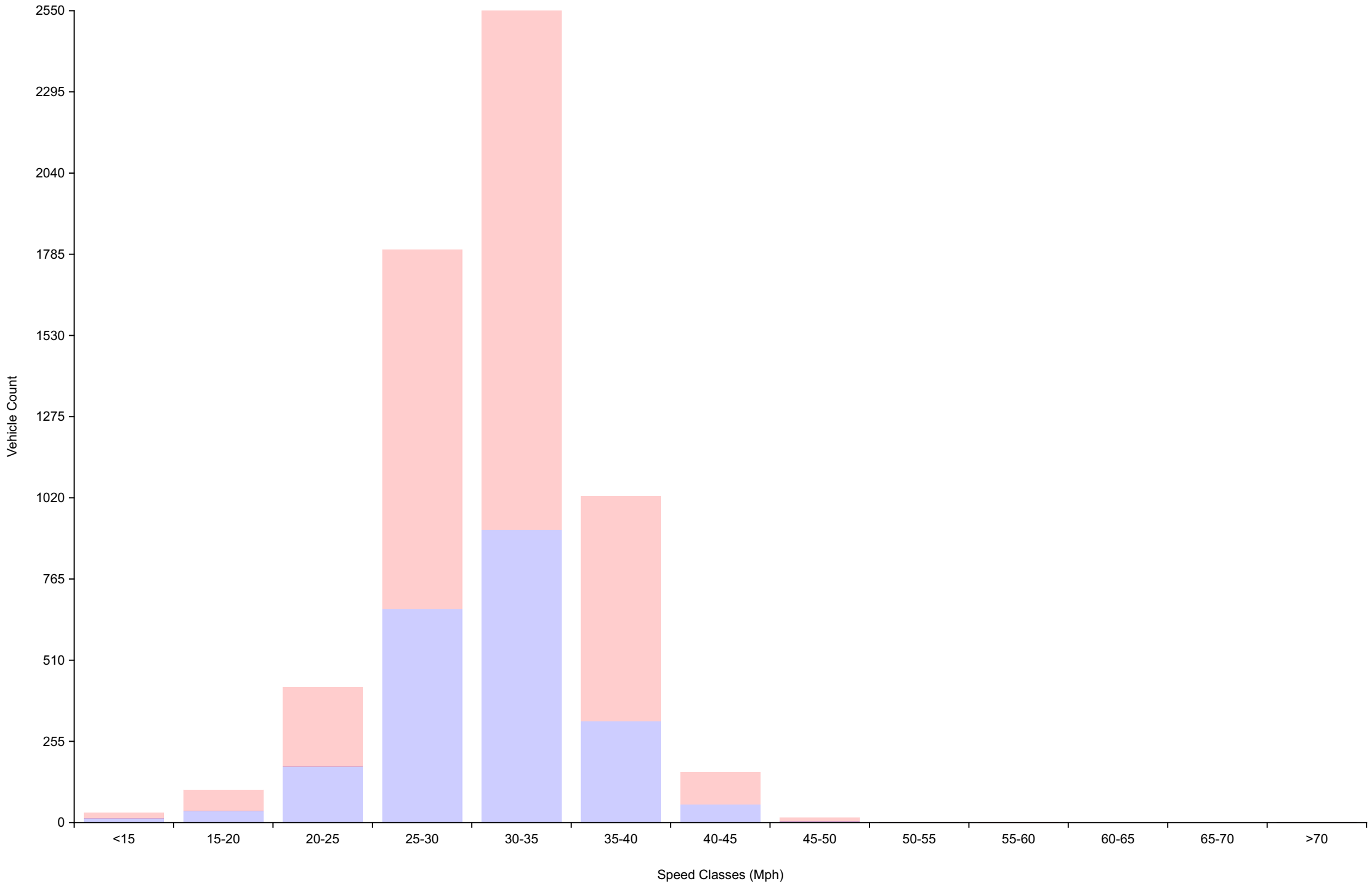
# Vehicle Counts By Hour

Traffic Overview from Fri Sep 25 2020 to Thu Oct 15 2020  
(60 Minute Resolution)



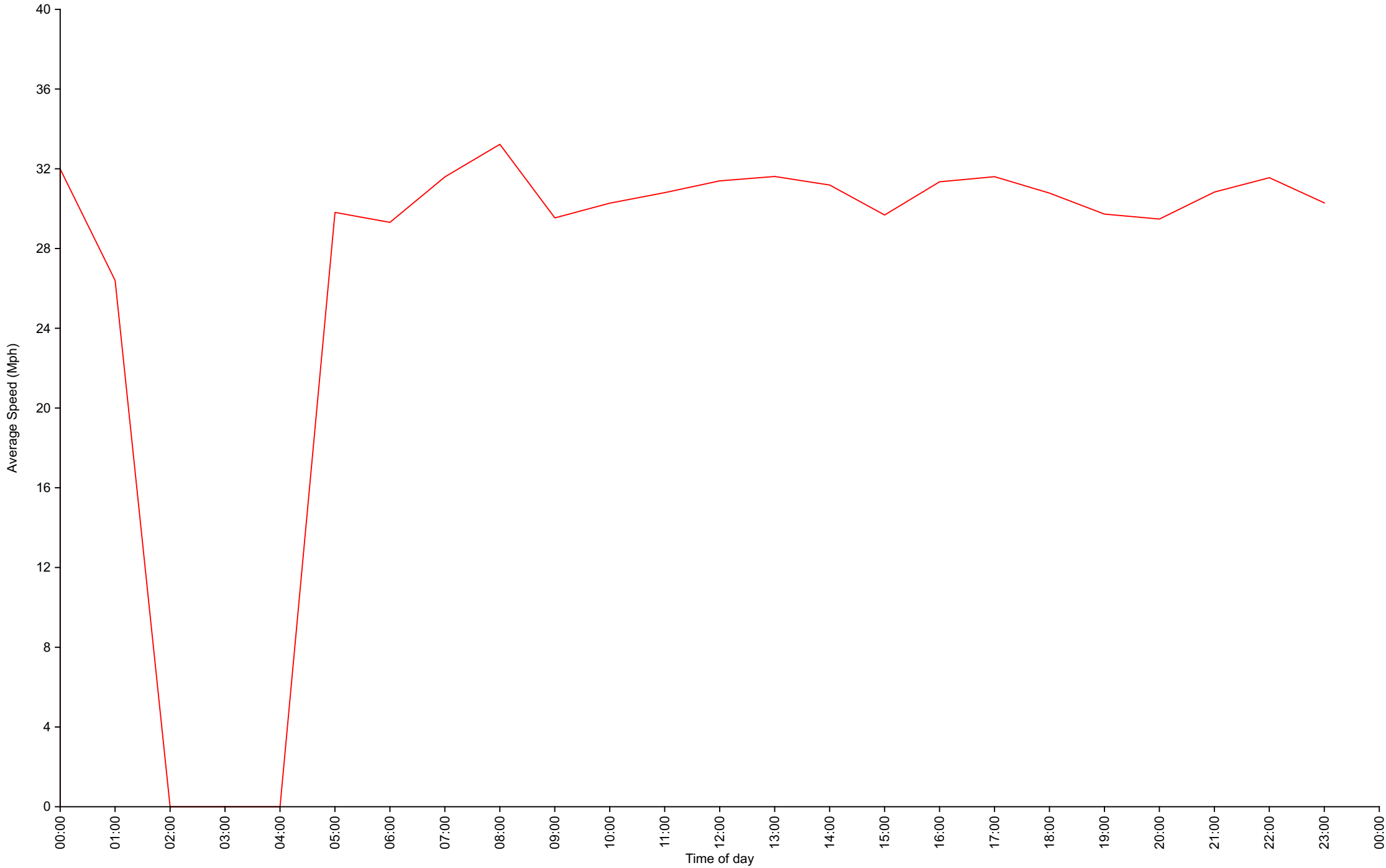
# Vehicle Counts By Speed Class

Traffic Overview from Fri Sep 25 2020 to Thu Oct 15 2020



# Average Speed By Hour

Traffic Overview from Fri Sep 25 2020 to Thu Oct 15 2020  
(60 Minute Resolution)



# Cumulative Speed Distribution Curve

Traffic Overview from Fri Sep 25 2020 to Thu Oct 15 2020

