

Beggarman's Lane

Eastbound Traffic (Towards Toft Road)

Traffic Overview from Fri Oct 16 2020 to Wed Nov 4 2020

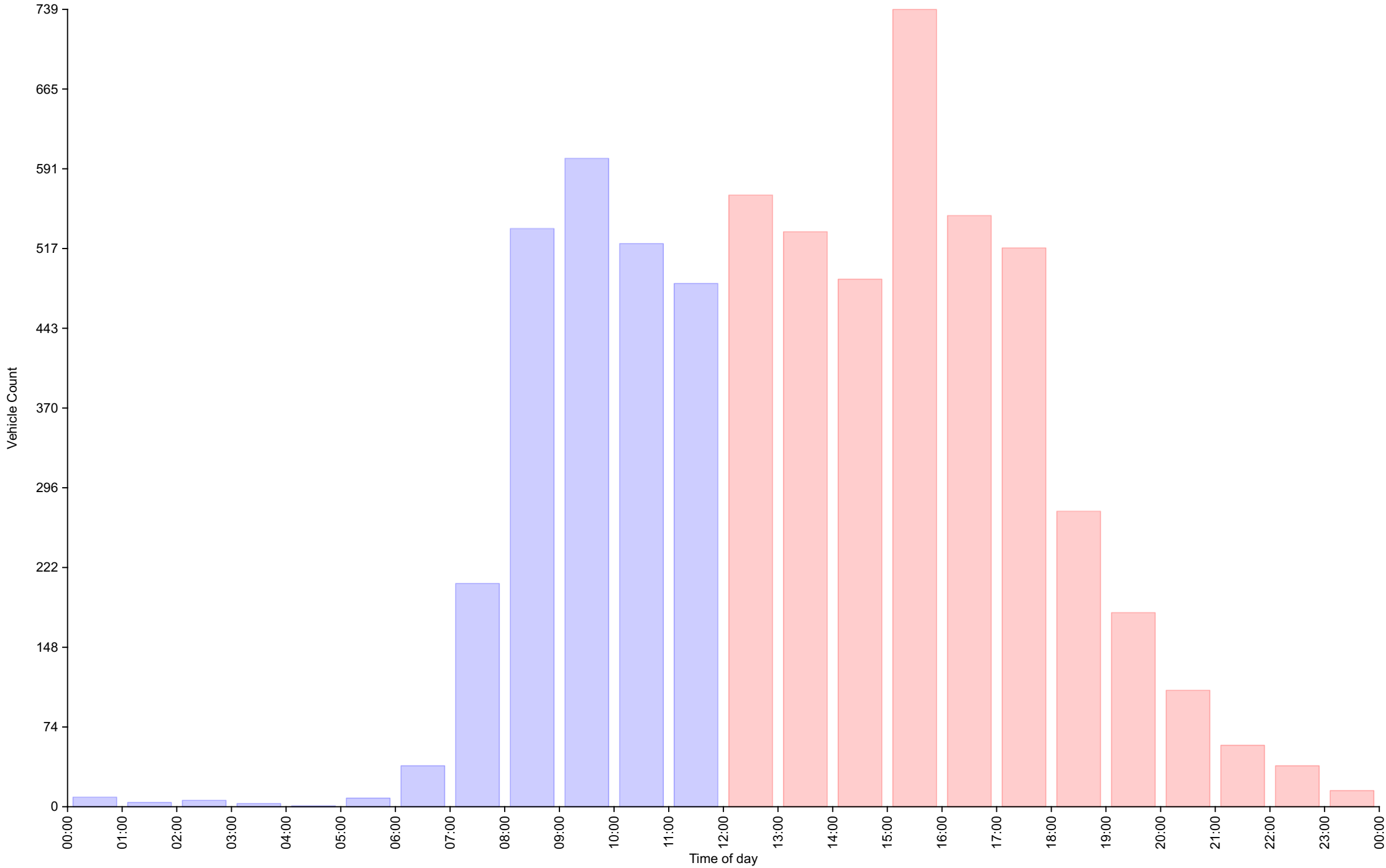
Vehicle Speed Classes (Mph)

	<15	15 20	20 25	25 30	30 35	35 40	40 45	45 50	50 55	55 60	60 65	65 70	>70	Total	85th Percentile
00:00	0	0	0	7	1	1	0	0	0	0	0	0	0	9	31.6
01:00	0	0	0	0	2	2	0	0	0	0	0	0	0	4	38.4
02:00	0	0	0	1	3	2	0	0	0	0	0	0	0	6	37.1
03:00	0	0	0	1	1	1	0	0	0	0	0	0	0	3	35.2
04:00	0	0	0	0	0	1	0	0	0	0	0	0	0	1	35.3
05:00	0	0	0	1	5	1	1	0	0	0	0	0	0	8	35.8
06:00	1	0	0	8	19	8	2	0	0	0	0	0	0	38	36.4
07:00	13	2	3	37	102	47	3	0	0	0	0	0	0	207	35.1
08:00	7	2	22	165	248	78	12	2	0	0	0	0	0	536	34.4
09:00	4	6	36	190	274	81	10	0	0	0	0	0	0	601	34.0
10:00	5	13	30	149	239	71	15	0	0	0	0	0	0	522	34.4
11:00	3	8	32	154	201	80	7	0	0	0	0	0	0	485	34.6
12:00	3	2	29	161	283	77	12	0	0	0	0	0	0	567	34.1
13:00	2	11	42	146	231	88	10	2	1	0	0	0	0	533	34.7
14:00	4	8	37	183	191	52	12	2	0	0	0	0	0	489	33.8
15:00	2	5	58	288	302	72	9	3	0	0	0	0	0	739	33.5
16:00	2	7	36	167	252	74	9	1	0	0	0	0	0	548	34.1
17:00	2	8	21	143	232	97	13	1	1	0	0	0	0	518	35.0
18:00	2	3	21	65	118	54	8	2	0	1	0	0	0	274	35.3
19:00	0	2	13	57	80	21	3	3	1	0	0	0	0	180	34.2
20:00	0	1	3	26	49	22	6	1	0	0	0	0	0	108	35.9
21:00	0	1	2	18	17	15	1	3	0	0	0	0	0	57	36.1
22:00	0	0	2	13	13	9	1	0	0	0	0	0	0	38	35.1
23:00	0	0	2	6	3	1	2	1	0	0	0	0	0	15	39.0
AM Total	33	31	123	713	1095	373	50	2	0	0	0	0	0		
PM Total	17	48	266	1273	1771	582	86	19	3	1	0	0	0		
Total	50	79	389	1986	2866	955	136	21	3	1	0	0	0		
Percent	0.77%	1.22%	6.00%	30.62%	44.19%	14.72%	2.10%	0.32%	0.05%	0.02%	0.00%	0.00%	0.00%		

Total Vehicles : 6486
 30th Percentile : 28.2 MPH
 50th Percentile : 30.2 MPH
 85th Percentile : 34.5 MPH
 95th Percentile : 37.3 MPH
 Average Speed : 30.6 MPH
 Highest Speed : 54.8 MPH

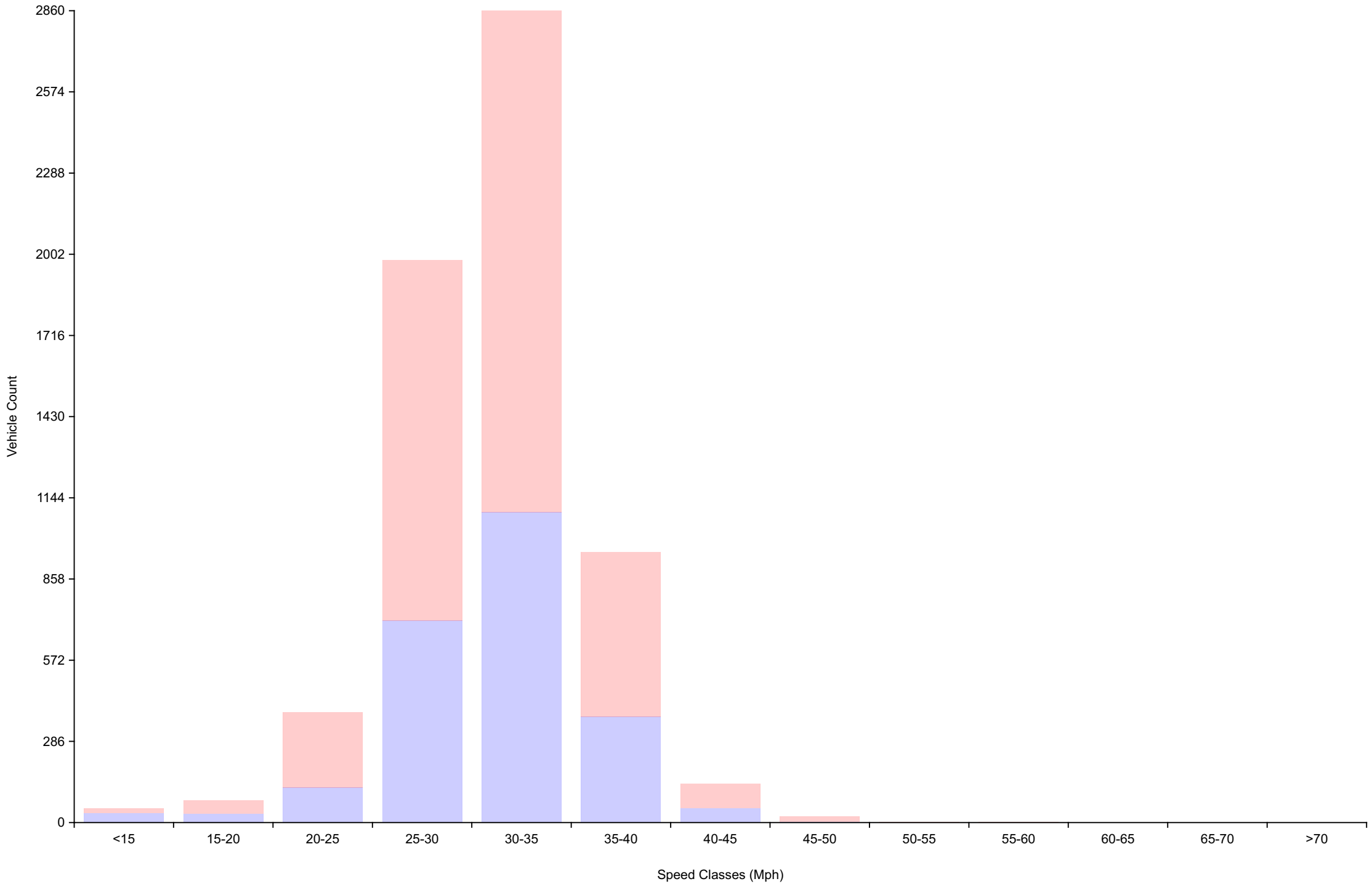
Vehicle Counts By Hour

Traffic Overview from Fri Oct 16 2020 to Wed Nov 4 2020
(60 Minute Resolution)



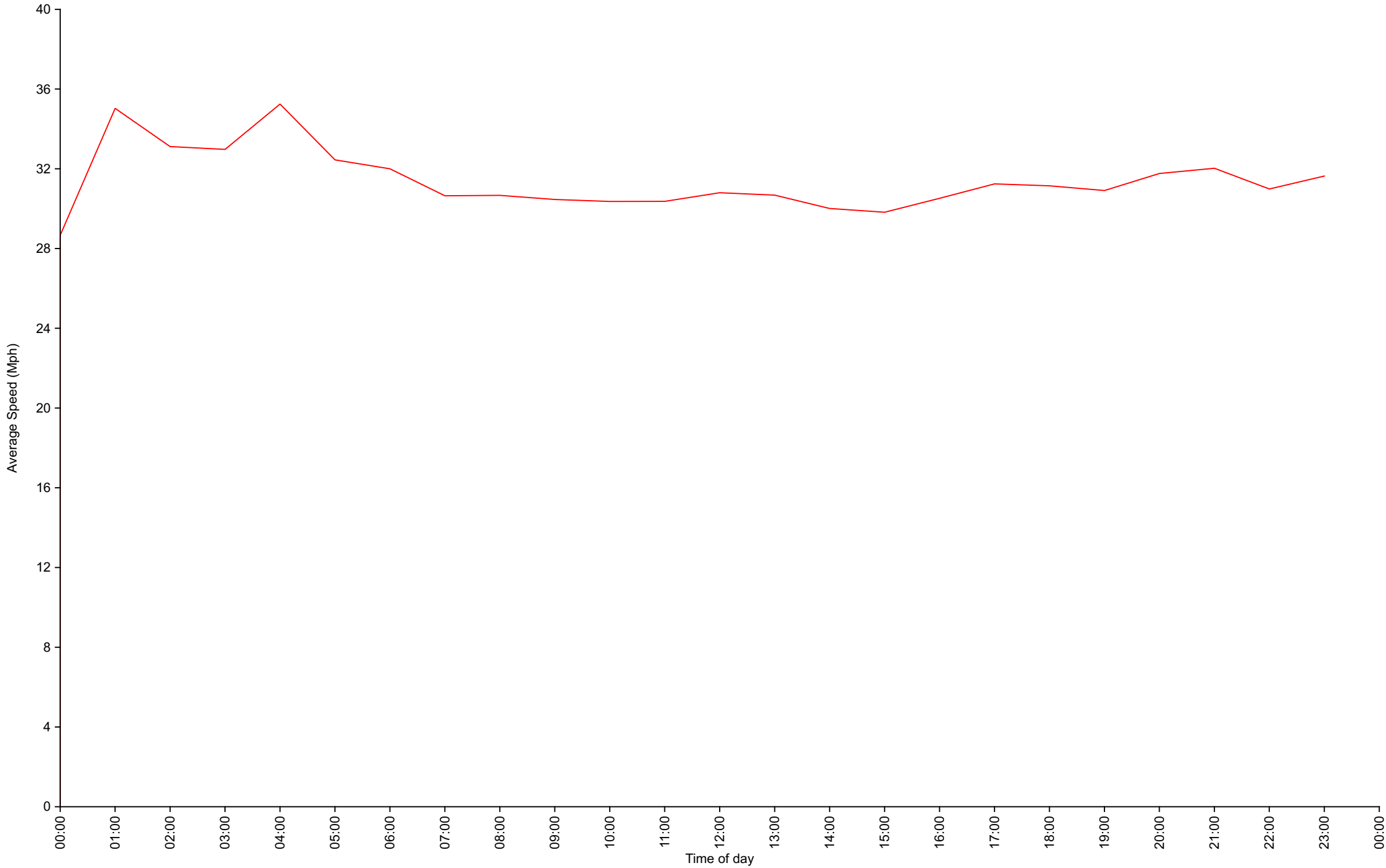
Vehicle Counts By Speed Class

Traffic Overview from Fri Oct 16 2020 to Wed Nov 4 2020



Average Speed By Hour

Traffic Overview from Fri Oct 16 2020 to Wed Nov 4 2020
(60 Minute Resolution)



Cumulative Speed Distribution Curve

Traffic Overview from Fri Oct 16 2020 to Wed Nov 4 2020

