

# Mobberley Road - Outside Fire Station Towards Knutsford

Traffic Overview from Mon Apr 8 2019 to Sun May 12 2019

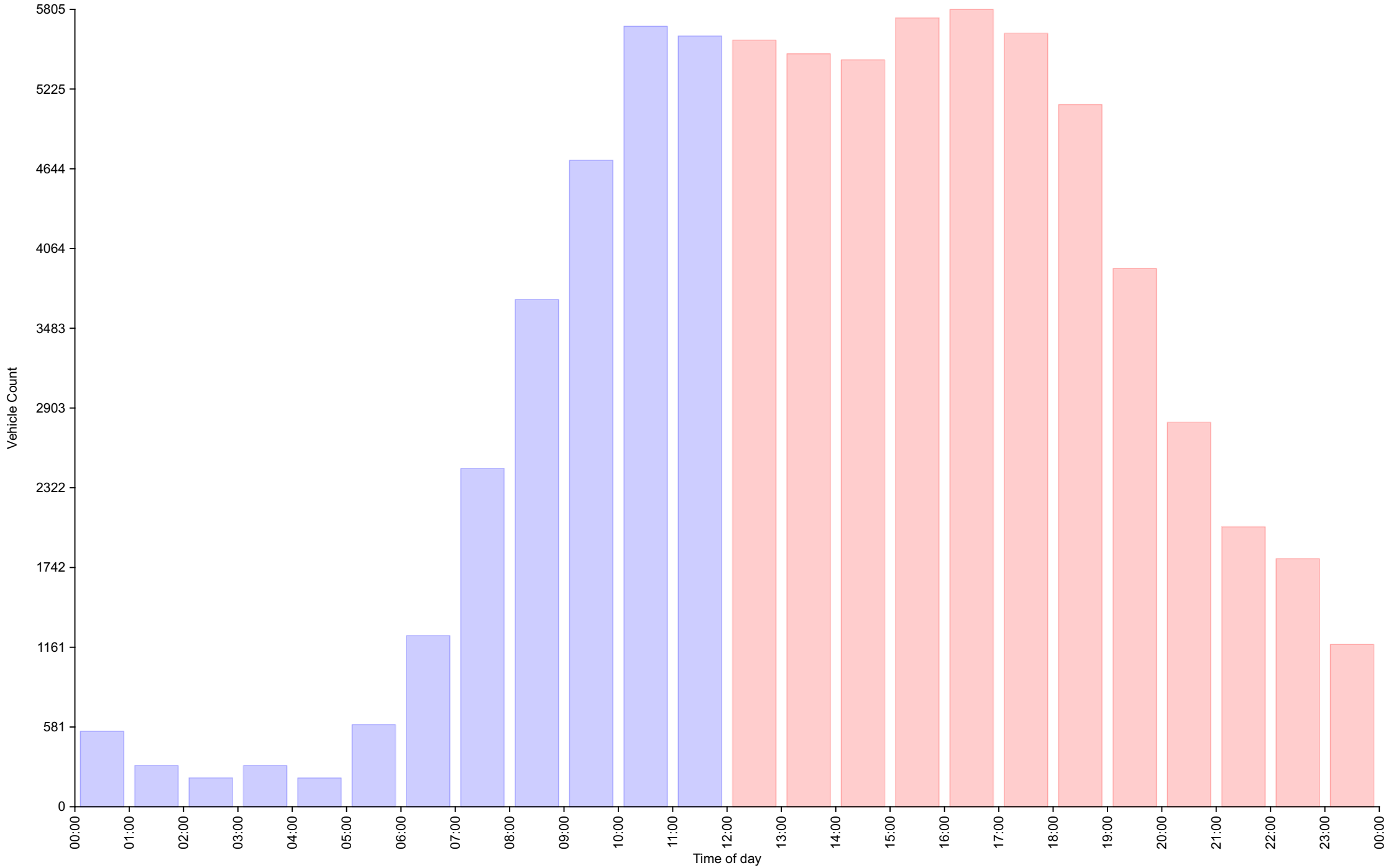
Vehicle Speed Classes (Mph)

	<15	15 20	20 25	25 30	30 35	35 40	40 45	45 50	50 55	55 60	60 65	65 70	>70	Total	85th Percentile
00:00	1	22	32	57	188	149	72	22	4	<b>2</b>	0	<b>1</b>	0	550	40.1
01:00	1	12	24	43	102	63	29	16	<b>9</b>	1	0	0	0	300	40.4
02:00	2	3	12	26	65	56	32	13	0	2	0	0	0	211	40.5
03:00	<b>76</b>	14	10	23	97	43	27	7	3	0	0	0	0	300	37.6
04:00	9	10	7	7	58	63	34	20	1	1	0	0	0	210	<b>42.6</b>
05:00	36	35	38	88	219	120	47	13	1	0	<b>1</b>	0	0	598	37.6
06:00	2	37	88	172	425	331	142	<b>42</b>	5	1	1	0	0	1246	39.1
07:00	6	79	135	346	1149	555	<b>153</b>	36	4	0	0	0	0	2463	36.7
08:00	4	137	185	732	1854	659	105	16	1	0	0	0	0	3693	35.0
09:00	8	154	262	1031	2364	740	135	10	2	1	0	0	0	4707	34.8
10:00	9	<b>191</b>	<b>340</b>	<b>1457</b>	2833	749	87	15	0	1	0	0	0	<b>5682</b>	34.0
11:00	10	146	273	1358	<b>2956</b>	<b>766</b>	90	10	3	0	0	0	0	5612	34.1
12:00	7	122	254	1437	2847	811	92	8	3	0	0	0	0	5581	34.3
13:00	5	<b>150</b>	<b>281</b>	1319	2801	810	101	14	0	0	<b>1</b>	0	0	5482	34.4
14:00	4	148	257	1320	2812	796	92	7	2	0	0	0	0	5438	34.3
15:00	<b>14</b>	147	276	1557	2862	793	83	10	2	0	0	0	0	5744	34.1
16:00	3	116	232	1486	<b>3025</b>	821	106	16	0	0	0	0	0	<b>5805</b>	34.2
17:00	4	115	259	<b>1641</b>	2791	721	85	15	0	0	0	0	0	5631	33.9
18:00	1	143	279	1069	2638	<b>824</b>	139	17	0	1	1	0	0	5112	34.8
19:00	3	94	222	714	1983	726	<b>142</b>	24	7	<b>3</b>	0	<b>1</b>	0	3919	35.5
20:00	3	91	205	546	1254	562	103	21	<b>13</b>	0	1	0	0	2799	35.7
21:00	2	64	168	453	868	369	96	14	3	2	0	0	0	2039	35.7
22:00	3	54	112	337	748	391	127	<b>31</b>	2	1	0	0	0	1806	36.9
23:00	1	32	63	195	516	257	89	24	5	0	0	0	0	1182	<b>37.5</b>
AM Total	164	840	1406	5340	<b>12310</b>	4294	953	220	33	9	2	1	0		
PM Total	50	1276	2608	12074	<b>25145</b>	7881	1255	201	37	7	3	1	0		
Total	214	2116	4014	17414	<b>37455</b>	12175	2208	421	70	16	5	2	0		
Percent	0.28%	2.78%	5.27%	22.88%	<b>49.21%</b>	16.00%	2.90%	0.55%	0.09%	0.02%	0.01%	0.00%	0.00%		

Total Vehicles : 76110  
 30th Percentile : 28.9 MPH  
 50th Percentile : 30.7 MPH  
 85th Percentile : 34.9 MPH  
 95th Percentile : 38.0 MPH  
 Average Speed : 31.1 MPH  
 Highest Speed : 69.4 MPH

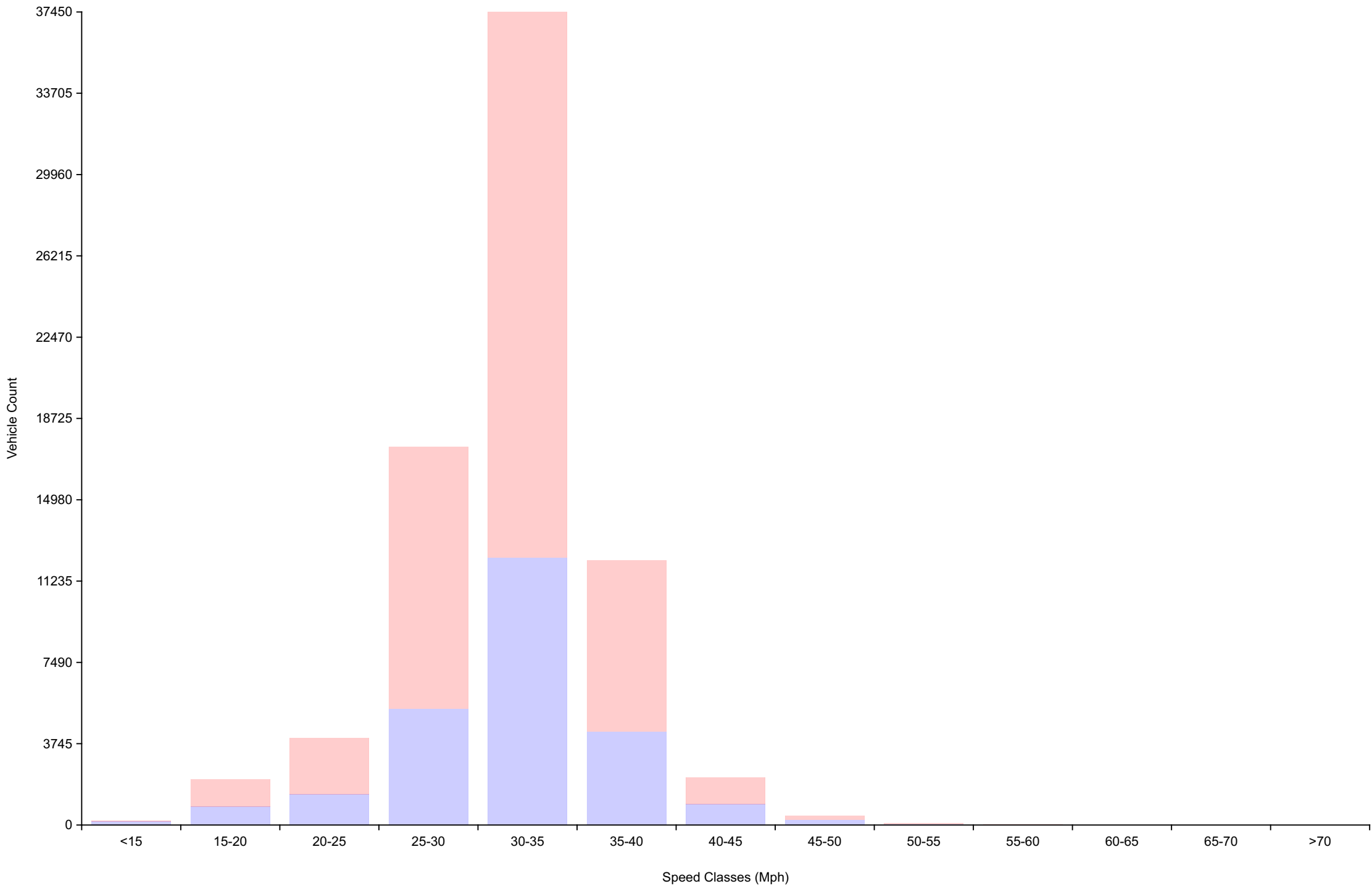
# Vehicle Counts By Hour

Traffic Overview from Mon Apr 8 2019 to Sun May 12 2019  
(60 Minute Resolution)



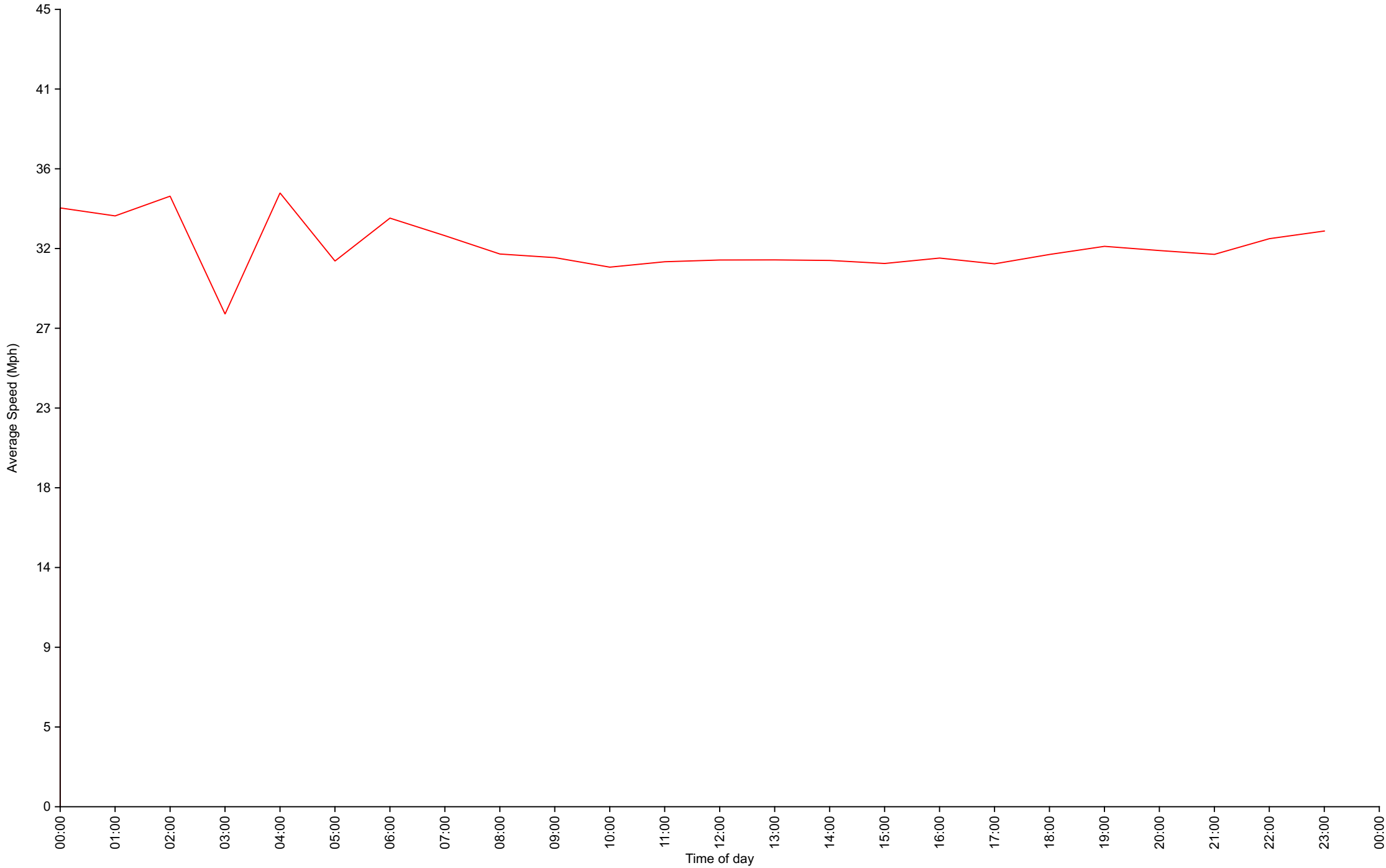
# Vehicle Counts By Speed Class

Traffic Overview from Mon Apr 8 2019 to Sun May 12 2019



# Average Speed By Hour

Traffic Overview from Mon Apr 8 2019 to Sun May 12 2019  
(60 Minute Resolution)



# Cumulative Speed Distribution Curve

Traffic Overview from Mon Apr 8 2019 to Sun May 12 2019

