

Blackhill Lane

Traffic Overview from Thu Jul 5 2018 to Sun Jul 29 2018

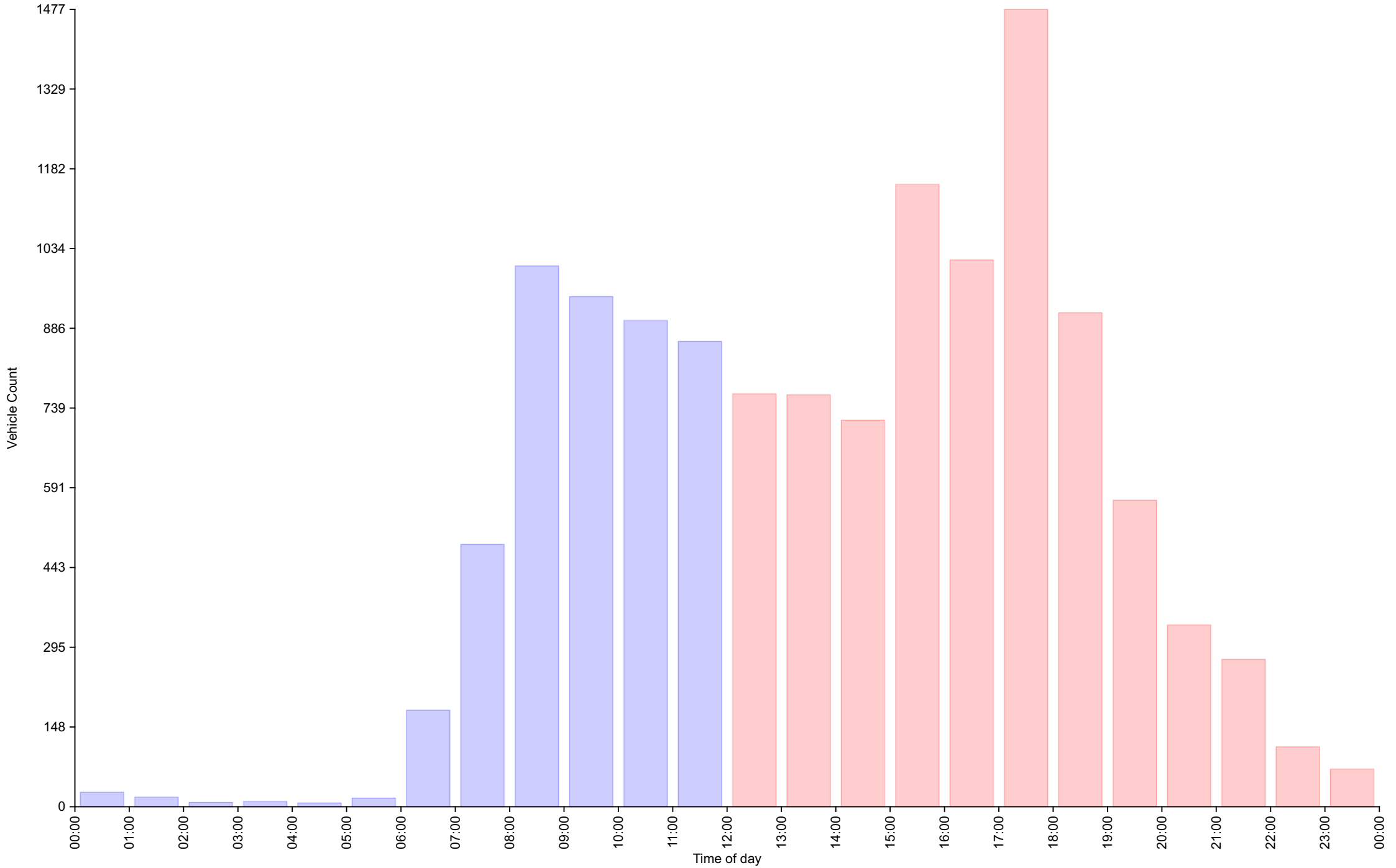
Vehicle Speed Classes (Mph)

	<15	15 20	20 25	25 30	30 35	35 40	40 45	45 50	50 55	55 60	60 65	65 70	>70	Total	85th Percentile
00:00	2	0	7	9	6	3	0	0	0	0	0	0	0	27	31.0
01:00	0	2	1	6	6	2	1	0	0	0	0	0	0	18	33.7
02:00	0	0	1	7	0	0	0	0	0	0	0	0	0	8	28.6
03:00	1	1	3	3	2	0	0	0	0	0	0	0	0	10	29.3
04:00	2	0	0	4	1	0	0	0	0	0	0	0	0	7	27.9
05:00	0	1	1	10	4	0	0	0	0	0	0	0	0	16	29.5
06:00	0	6	26	94	49	3	1	0	0	0	0	0	0	179	30.6
07:00	2	11	106	222	122	19	4	0	0	0	0	0	0	486	30.9
08:00	8	28	187	514	243	20	2	0	0	0	0	0	0	1002	30.6
09:00	16	49	186	464	188	39	3	0	0	0	0	0	0	945	30.4
10:00	4	54	238	404	174	23	3	1	0	0	0	0	0	901	30.4
11:00	8	36	188	397	206	20	5	2	0	0	0	0	0	862	30.6
12:00	8	31	158	340	187	38	1	2	0	0	0	0	0	765	31.3
13:00	14	24	177	346	172	27	3	0	0	0	0	0	0	763	30.7
14:00	6	33	150	333	163	28	2	1	0	0	0	0	0	716	30.7
15:00	19	67	353	485	198	27	4	0	0	0	0	0	0	1153	29.8
16:00	9	13	136	425	345	74	10	1	0	0	0	0	0	1013	32.6
17:00	3	25	149	575	543	160	19	3	0	0	0	0	0	1477	33.6
18:00	6	21	206	433	202	40	7	0	0	0	0	0	0	915	31.3
19:00	3	31	108	282	119	22	2	0	1	0	0	0	0	568	30.8
20:00	4	17	67	154	83	11	1	0	0	0	0	0	0	337	30.8
21:00	1	7	56	129	61	15	4	0	0	0	0	0	0	273	30.9
22:00	2	6	36	37	24	6	0	0	0	0	0	0	0	111	31.1
23:00	1	3	20	32	10	3	1	0	0	0	0	0	0	70	30.3
AM Total	43	188	944	2134	1001	129	19	3	0	0	0	0	0		
PM Total	76	278	1616	3571	2107	451	54	7	1	0	0	0	0		
Total	119	466	2560	5705	3108	580	73	10	1	0	0	0	0		
Percent	0.94%	3.69%	20.28%	45.20%	24.62%	4.60%	0.58%	0.08%	0.01%	0.00%	0.00%	0.00%	0.00%		

Total Vehicles : 12622
 30th Percentile : 24.7 MPH
 50th Percentile : 27.0 MPH
 85th Percentile : 31.3 MPH
 95th Percentile : 34.2 MPH
 Average Speed : 27.3 MPH
 Highest Speed : 50.3 MPH

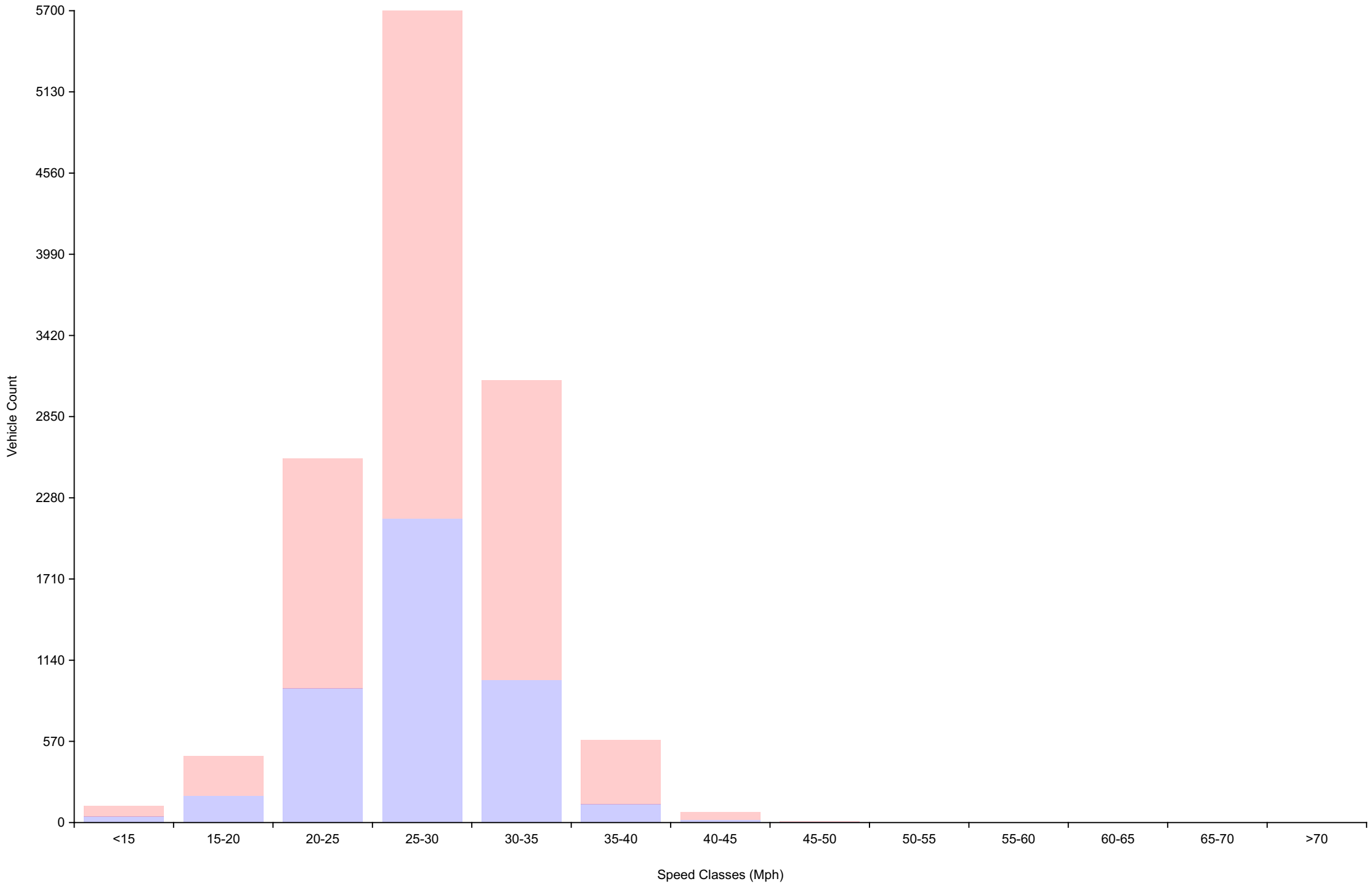
Vehicle Counts By Hour

Traffic Overview from Thu Jul 5 2018 to Sun Jul 29 2018
(60 Minute Resolution)



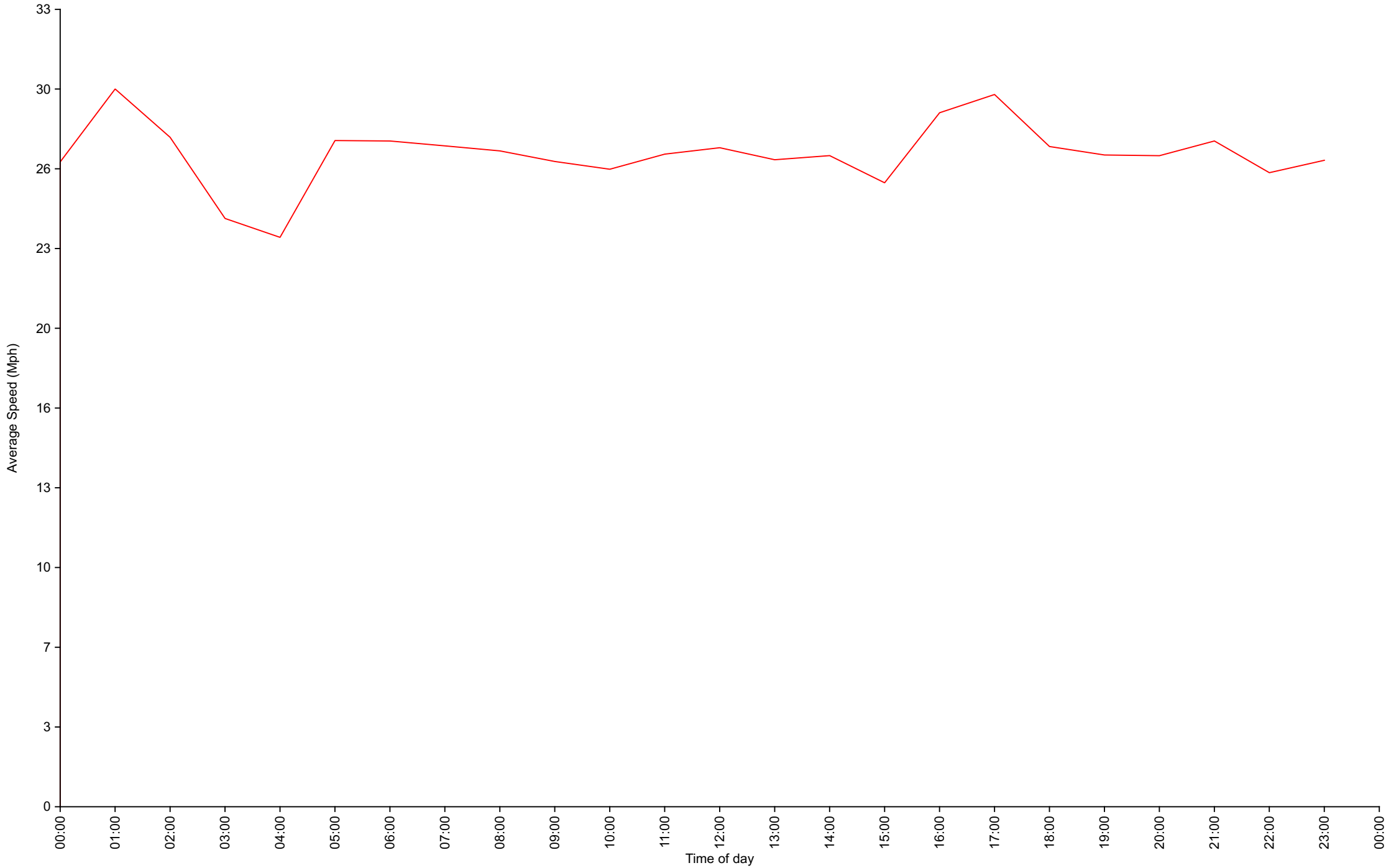
Vehicle Counts By Speed Class

Traffic Overview from Thu Jul 5 2018 to Sun Jul 29 2018



Average Speed By Hour

Traffic Overview from Thu Jul 5 2018 to Sun Jul 29 2018
(60 Minute Resolution)



Cumulative Speed Distribution Curve

Traffic Overview from Thu Jul 5 2018 to Sun Jul 29 2018

