

Traffic Report

Traffic Overview from Thu Apr 5 2018 to Thu May 17 2018

Vehicle Speed Classes (Mph)

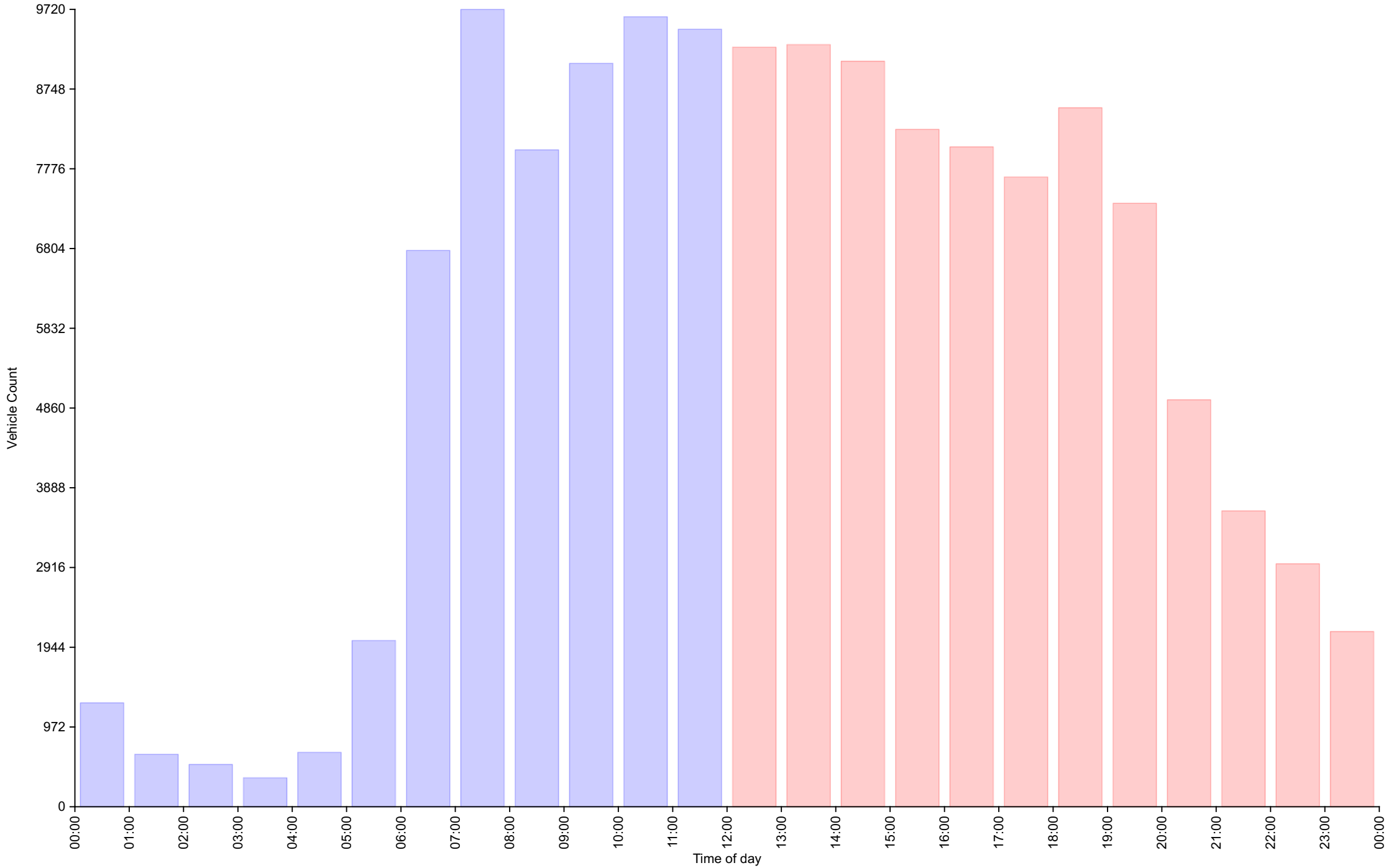
	<15	15 20	20 25	25 30	30 35	35 40	40 45	45 50	50 55	55 60	60 65	65 70	>70	Total	85th Percentile
00:00	2	1	7	148	368	297	238	147	30	19	6	1	3	1267	44.4
01:00	0	1	4	60	191	144	101	80	38	17	2	0	2	640	46.6
02:00	0	0	4	36	145	134	82	62	29	18	5	1	0	516	46.1
03:00	0	0	3	38	119	76	46	30	27	11	2	2	0	354	47.4
04:00	0	2	5	64	181	146	125	75	34	20	8	4	0	664	46.3
05:00	2	4	11	208	666	437	336	207	91	48	11	4	2	2027	45.0
06:00	0	15	27	707	2550	1759	1012	510	155	31	11	2	3	6782	42.2
07:00	5	20	154	2347	4513	1736	670	208	48	15	1	1	2	9720	37.1
08:00	81	94	375	2546	3227	1135	397	111	31	9	2	0	0	8008	35.6
09:00	46	52	179	2298	4192	1604	549	115	24	4	0	0	0	9063	36.3
10:00	3	63	165	2408	4630	1718	515	110	15	4	0	0	0	9631	36.1
11:00	41	75	233	2563	4422	1554	478	92	16	3	1	1	0	9479	35.7
12:00	19	53	169	2392	4430	1585	473	116	16	6	1	0	0	9260	35.9
13:00	26	37	162	2227	4564	1610	542	99	22	1	2	0	0	9292	36.1
14:00	8	55	181	2152	4387	1679	504	104	14	4	0	0	0	9088	36.2
15:00	11	34	172	1899	3947	1574	489	118	13	1	0	0	0	8258	36.5
16:00	5	40	143	1740	3968	1513	496	117	17	5	0	0	0	8044	36.6
17:00	51	43	186	1594	3601	1550	483	139	24	7	0	0	0	7678	36.8
18:00	7	17	94	1504	3941	1912	761	221	54	8	2	0	0	8521	38.2
19:00	4	8	61	1240	3190	1763	746	239	89	13	3	1	0	7357	39.0
20:00	1	8	33	829	2063	1147	609	198	55	15	3	0	0	4961	39.8
21:00	1	9	48	632	1475	852	383	146	48	7	4	1	1	3607	39.5
22:00	0	2	22	466	1136	710	407	150	51	9	6	3	0	2962	40.8
23:00	0	0	18	278	778	556	278	155	53	18	2	0	0	2136	41.9
AM Total	180	327	1167	13423	25204	10740	4549	1747	538	199	49	16	12		
PM Total	133	306	1289	16953	37480	16451	6171	1802	456	94	23	5	1		
Total	313	633	2456	30376	62684	27191	10720	3549	994	293	72	21	13		
Percent	0.22%	0.45%	1.76%	21.80%	44.99%	19.52%	7.69%	2.55%	0.71%	0.21%	0.05%	0.02%	0.01%		

Time of day

Total Vehicles : 139315
 30th Percentile : 29.6 MPH
 50th Percentile : 31.5 MPH
 85th Percentile : 37.7 MPH
 95th Percentile : 42.5 MPH
 Average Speed : 33.0 MPH
 Highest Speed : 83.6 MPH

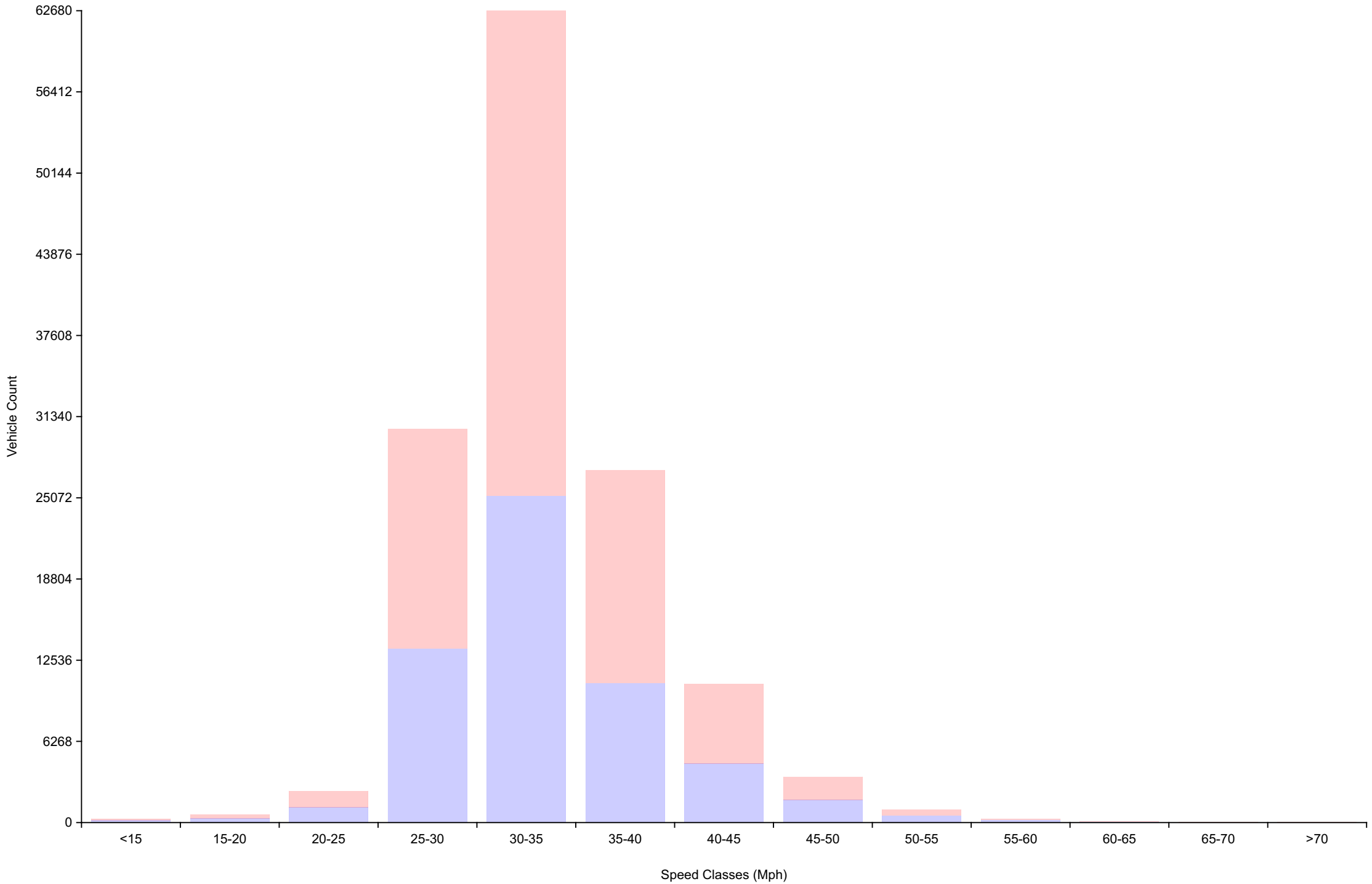
Vehicle Counts By Hour

Traffic Overview from Thu Apr 5 2018 to Thu May 17 2018
(60 Minute Resolution)



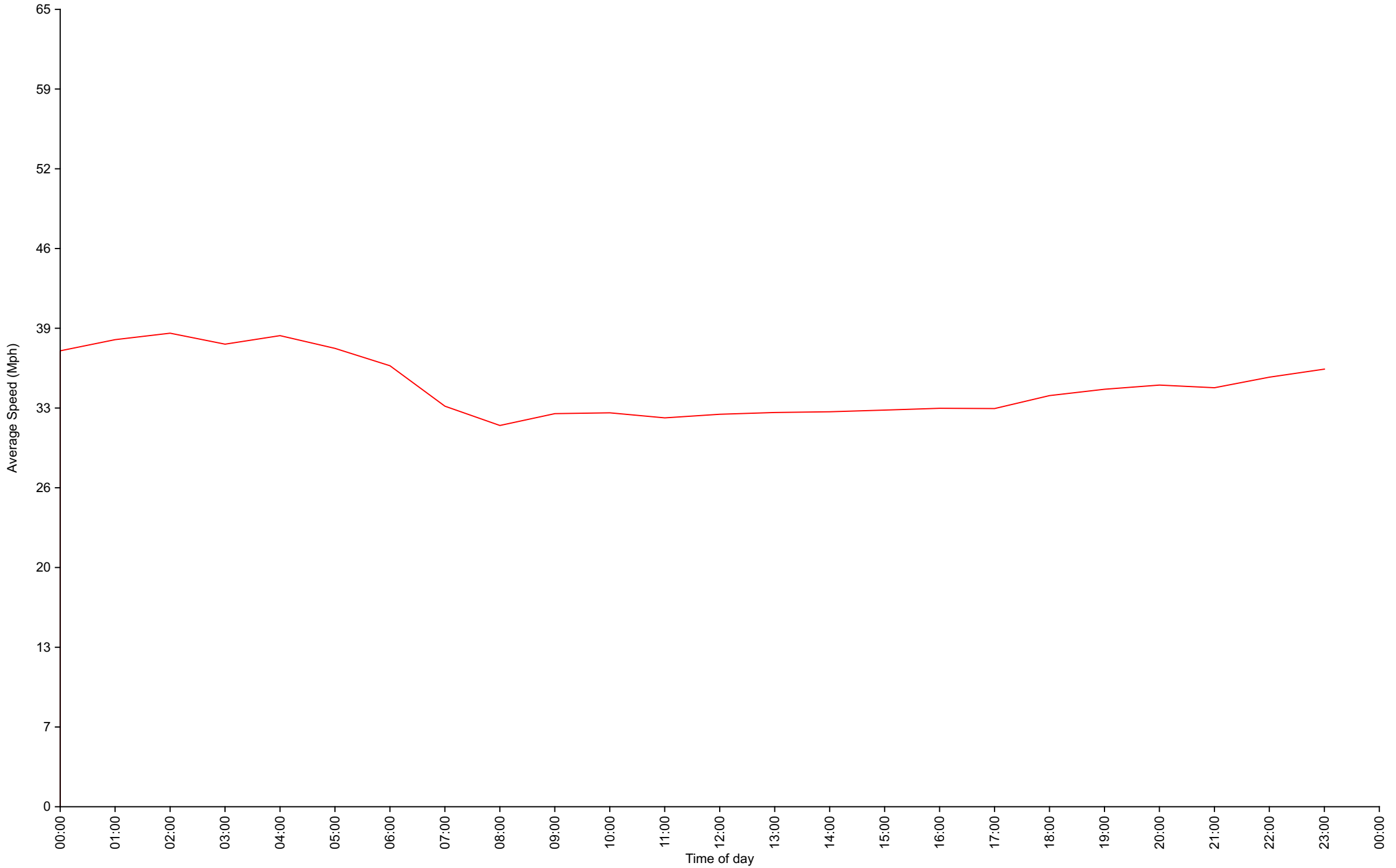
Vehicle Counts By Speed Class

Traffic Overview from Thu Apr 5 2018 to Thu May 17 2018



Average Speed By Hour

Traffic Overview from Thu Apr 5 2018 to Thu May 17 2018
(60 Minute Resolution)



Cumulative Speed Distribution Curve

Traffic Overview from Thu Apr 5 2018 to Thu May 17 2018

