

# Traffic Report

## Merheath Lane (South)

### Traffic Overview from Thu May 24 2018 to Fri Jun 15 2018

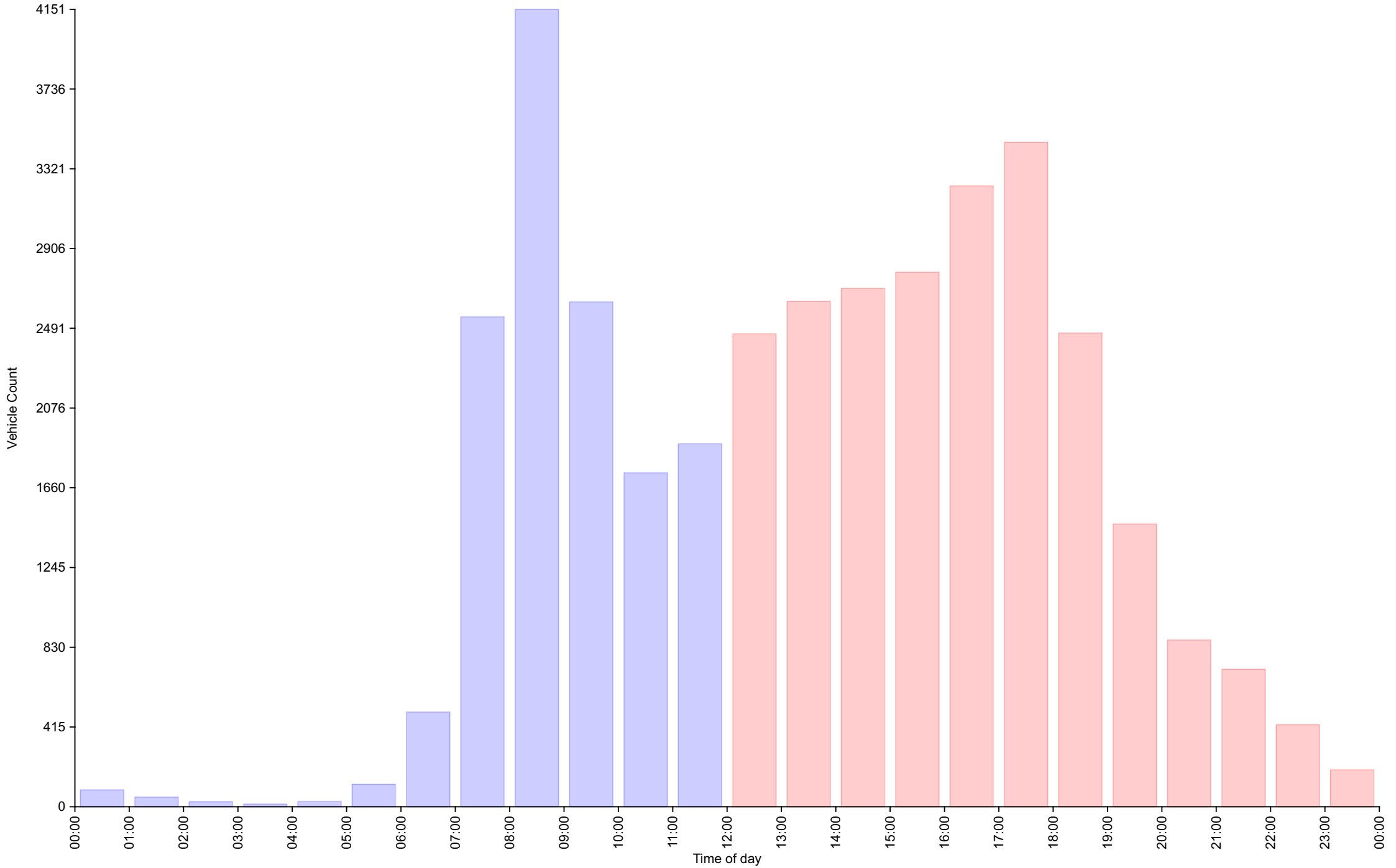
#### Vehicle Speed Classes (Mph)

	<15	15 20	20 25	25 30	30 35	35 40	40 45	45 50	50 55	55 60	60 65	65 70	>70	Total	85th Percentile
00:00	0	0	1	5	20	28	18	9	7	0	0	0	0	88	45.2
01:00	1	0	0	5	17	18	9	1	0	0	0	0	0	51	39.6
02:00	0	0	0	4	9	9	2	2	0	0	0	0	0	26	39.1
03:00	0	0	0	0	8	3	3	0	0	0	0	0	0	14	40.7
04:00	0	0	1	2	11	2	2	4	5	1	0	0	0	28	<b>49.8</b>
05:00	0	0	2	8	28	30	19	15	<b>13</b>	0	0	0	<b>2</b>	117	47.9
06:00	1	3	1	32	134	143	116	47	13	<b>4</b>	0	0	0	494	43.0
07:00	1	14	23	201	934	871	<b>396</b>	<b>98</b>	13	0	0	0	0	2551	40.1
08:00	3	15	41	<b>634</b>	<b>1968</b>	<b>1120</b>	318	45	7	0	0	0	0	<b>4151</b>	37.4
09:00	7	<b>37</b>	47	402	1112	713	235	66	9	1	0	0	0	2629	38.1
10:00	2	33	<b>81</b>	300	707	425	146	35	8	1	<b>1</b>	0	0	1739	37.7
11:00	<b>9</b>	19	73	383	804	424	146	21	8	3	0	0	0	1890	37.2
12:00	3	<b>39</b>	139	524	997	518	199	38	3	1	1	0	0	2462	37.4
13:00	4	23	149	516	1108	611	169	37	<b>13</b>	1	0	0	0	2631	37.0
14:00	7	32	128	508	1137	616	222	46	3	0	0	0	0	2699	37.4
15:00	<b>10</b>	26	139	418	1190	713	235	38	11	1	0	<b>2</b>	0	2783	37.6
16:00	3	10	75	515	<b>1400</b>	<b>891</b>	279	48	10	0	0	1	0	3232	37.9
17:00	7	15	159	<b>656</b>	1369	889	<b>297</b>	<b>57</b>	10	0	0	0	0	<b>3459</b>	37.8
18:00	3	31	<b>188</b>	503	869	607	202	48	11	4	1	0	0	2467	37.7
19:00	4	28	143	322	444	331	150	37	10	1	<b>2</b>	0	0	1472	38.6
20:00	6	18	99	175	237	177	108	32	11	<b>5</b>	1	0	0	869	39.9
21:00	2	5	97	203	188	116	74	21	9	0	1	0	0	716	38.8
22:00	0	4	46	93	148	88	27	13	5	2	1	0	0	427	38.1
23:00	0	1	0	16	56	62	31	21	4	1	0	1	0	193	<b>43.7</b>
AM Total	24	121	270	1976	<b>5752</b>	3786	1410	343	83	10	1	0	2		
PM Total	49	232	1362	4449	<b>9143</b>	5619	1993	436	100	16	7	4	0		
Total	73	353	1632	6425	<b>14895</b>	9405	3403	779	183	26	8	4	2		
Percent	0.20%	0.95%	4.39%	17.28%	<b>40.05%</b>	25.29%	9.15%	2.09%	0.49%	0.07%	0.02%	0.01%	0.01%		

Total Vehicles : 37188  
 30th Percentile : 30.0 MPH  
 50th Percentile : 32.3 MPH  
 85th Percentile : 38.0 MPH  
 95th Percentile : 41.9 MPH  
 Average Speed : 33.1 MPH  
 Highest Speed : 75.6 MPH

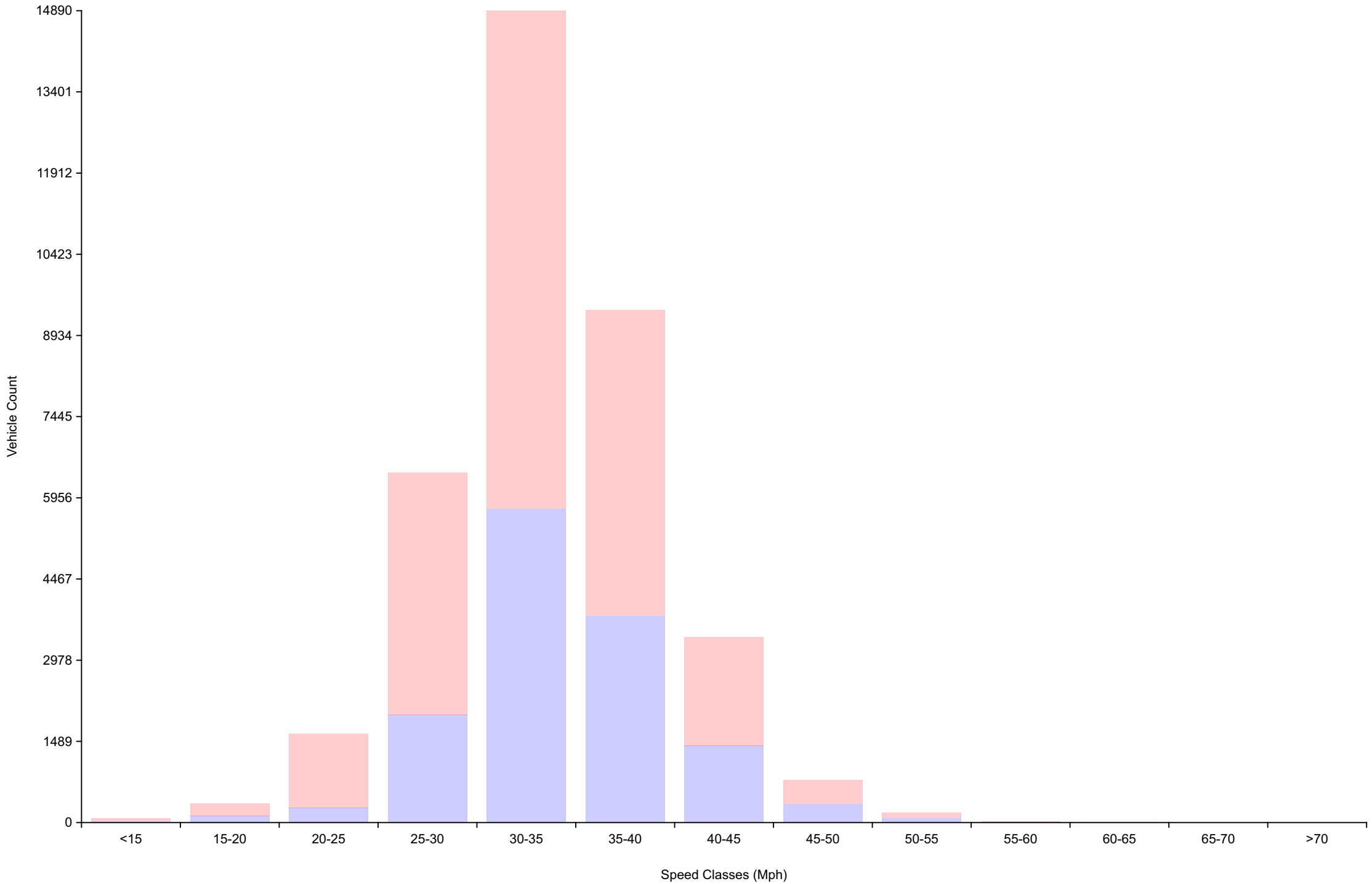
# Vehicle Counts By Hour

Traffic Overview from Thu May 24 2018 to Fri Jun 15 2018  
(60 Minute Resolution)



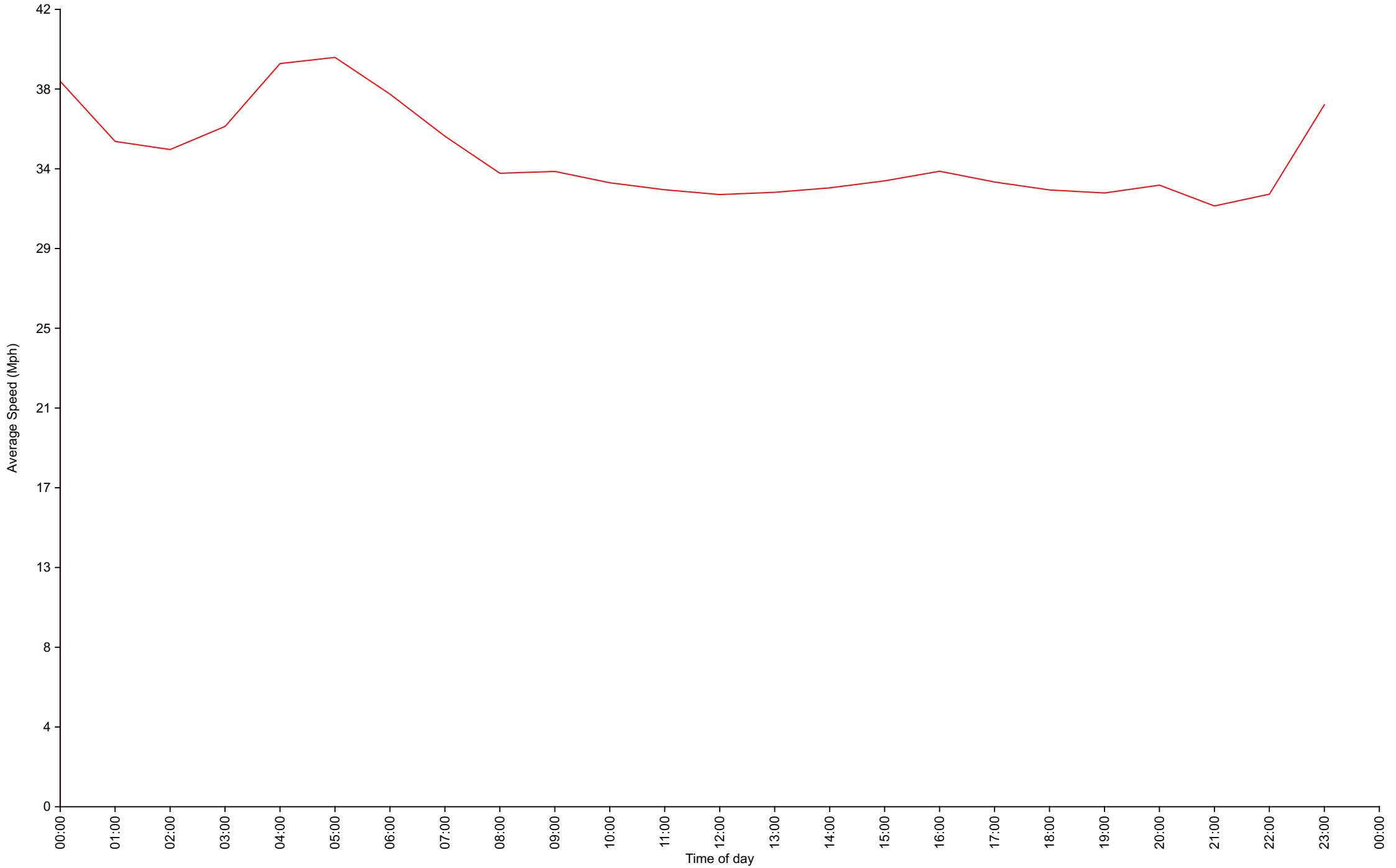
# Vehicle Counts By Speed Class

Traffic Overview from Thu May 24 2018 to Fri Jun 15 2018



# Average Speed By Hour

Traffic Overview from Thu May 24 2018 to Fri Jun 15 2018  
(60 Minute Resolution)



# Cumulative Speed Distribution Curve

Traffic Overview from Thu May 24 2018 to Fri Jun 15 2018

