

Manor Park South (St Vincents School)

Traffic Overview from Tue Oct 9 2018 to Tue Oct 23 2018

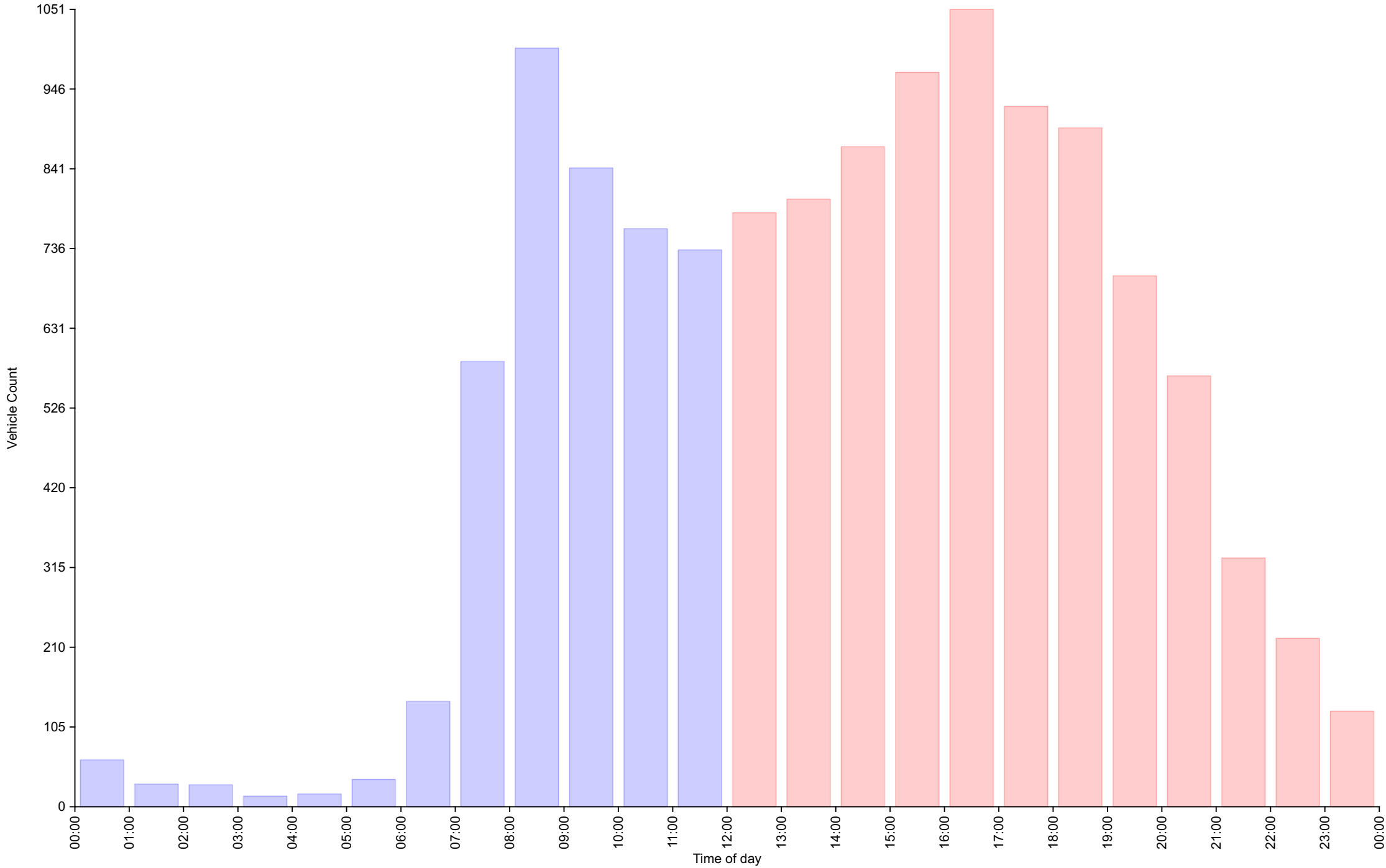
Vehicle Speed Classes (Mph)

	<15	15 20	20 25	25 30	30 35	35 40	40 45	45 50	50 55	55 60	60 65	65 70	>70	Total	85th Percentile
00:00	0	5	25	20	11	1	0	0	0	0	0	0	0	62	29.7
01:00	0	2	9	16	2	1	0	0	0	0	0	0	0	30	28.3
02:00	1	3	10	9	3	1	1	1	0	0	0	0	0	29	31.3
03:00	0	1	8	3	2	0	0	0	0	0	0	0	0	14	26.9
04:00	0	1	5	8	1	2	0	0	0	0	0	0	0	17	30.7
05:00	0	0	19	12	4	1	0	0	0	0	0	0	0	36	28.9
06:00	2	18	55	40	24	0	0	0	0	0	0	0	0	139	29.6
07:00	9	53	234	222	66	3	0	0	0	0	0	0	0	587	28.3
08:00	31	120	459	341	47	2	0	0	0	0	0	0	0	1000	26.8
09:00	30	173	354	243	39	3	0	0	0	0	0	0	0	842	26.5
10:00	14	138	355	220	30	5	0	0	0	0	0	0	0	762	26.4
11:00	20	123	343	214	33	1	0	0	0	0	0	0	0	734	26.5
12:00	16	104	369	245	43	5	1	0	0	0	0	0	0	783	26.9
13:00	19	111	331	282	52	5	1	0	0	0	0	0	0	801	27.2
14:00	20	142	369	285	47	7	0	0	0	0	0	0	0	870	27.3
15:00	43	167	479	247	30	2	0	0	0	0	0	0	0	968	26.2
16:00	29	149	470	347	56	0	0	0	0	0	0	0	0	1051	26.9
17:00	30	104	379	339	67	4	0	0	0	0	0	0	0	923	27.6
18:00	17	118	395	302	57	6	0	0	0	0	0	0	0	895	27.6
19:00	11	103	315	207	58	5	1	0	0	0	0	0	0	700	27.7
20:00	4	78	244	177	59	5	1	0	0	0	0	0	0	568	28.3
21:00	3	47	158	96	21	2	1	0	0	0	0	0	0	328	27.3
22:00	0	29	95	80	14	4	0	0	0	0	0	0	0	222	27.8
23:00	0	17	56	37	15	1	0	0	0	0	0	0	0	126	28.6
AM Total	107	637	1876	1348	262	20	1	1	0	0	0	0	0		
PM Total	192	1169	3660	2644	519	46	5	0	0	0	0	0	0		
Total	299	1806	5536	3992	781	66	6	1	0	0	0	0	0		
Percent	2.39%	14.46%	44.33%	31.97%	6.25%	0.53%	0.05%	0.01%	0.00%	0.00%	0.00%	0.00%	0.00%		

Total Vehicles : 12487
 30th Percentile : 20.9 MPH
 50th Percentile : 23.0 MPH
 85th Percentile : 27.2 MPH
 95th Percentile : 29.8 MPH
 Average Speed : 23.4 MPH
 Highest Speed : 46.2 MPH

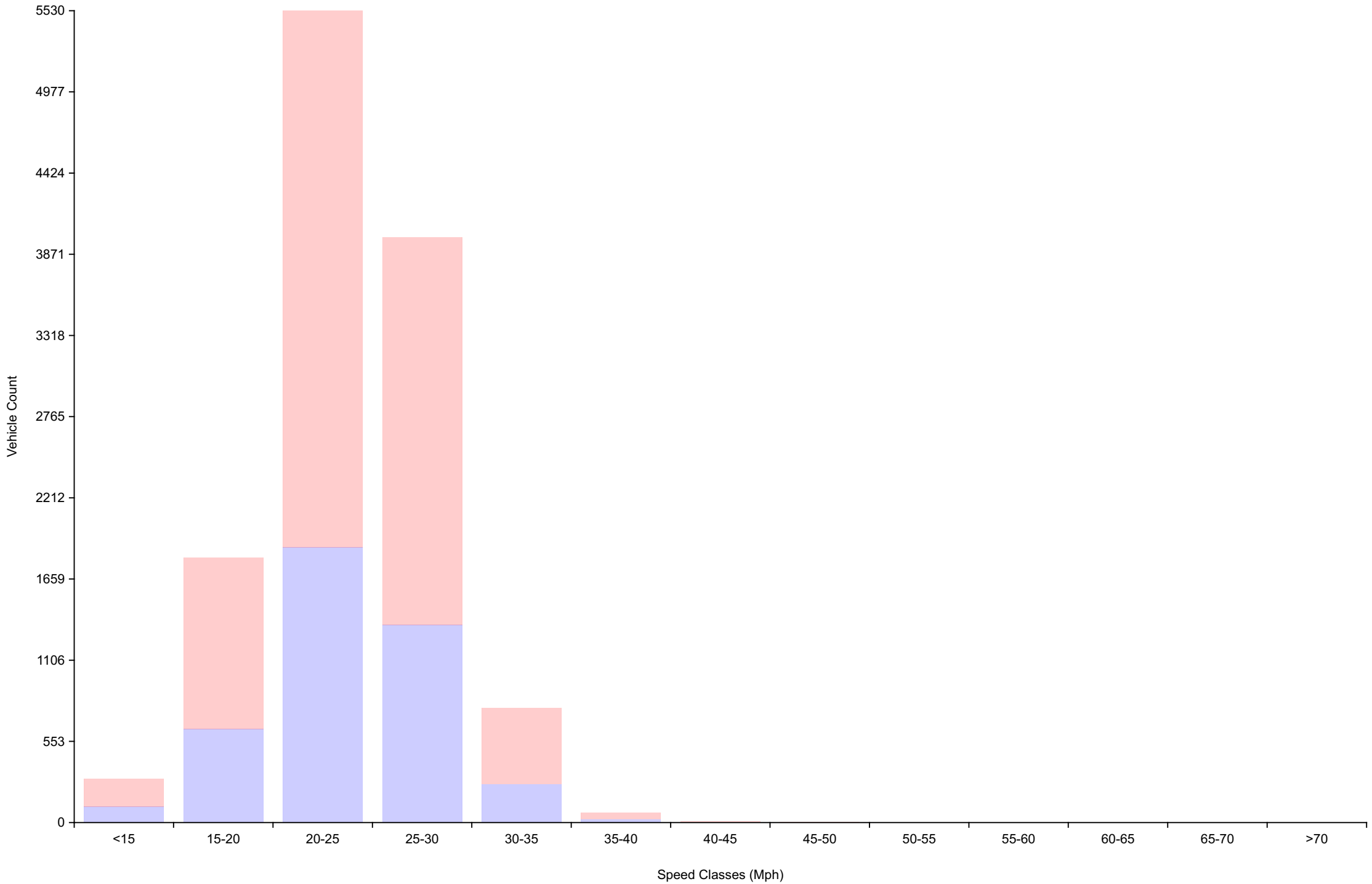
Vehicle Counts By Hour

Traffic Overview from Tue Oct 9 2018 to Tue Oct 23 2018
(60 Minute Resolution)



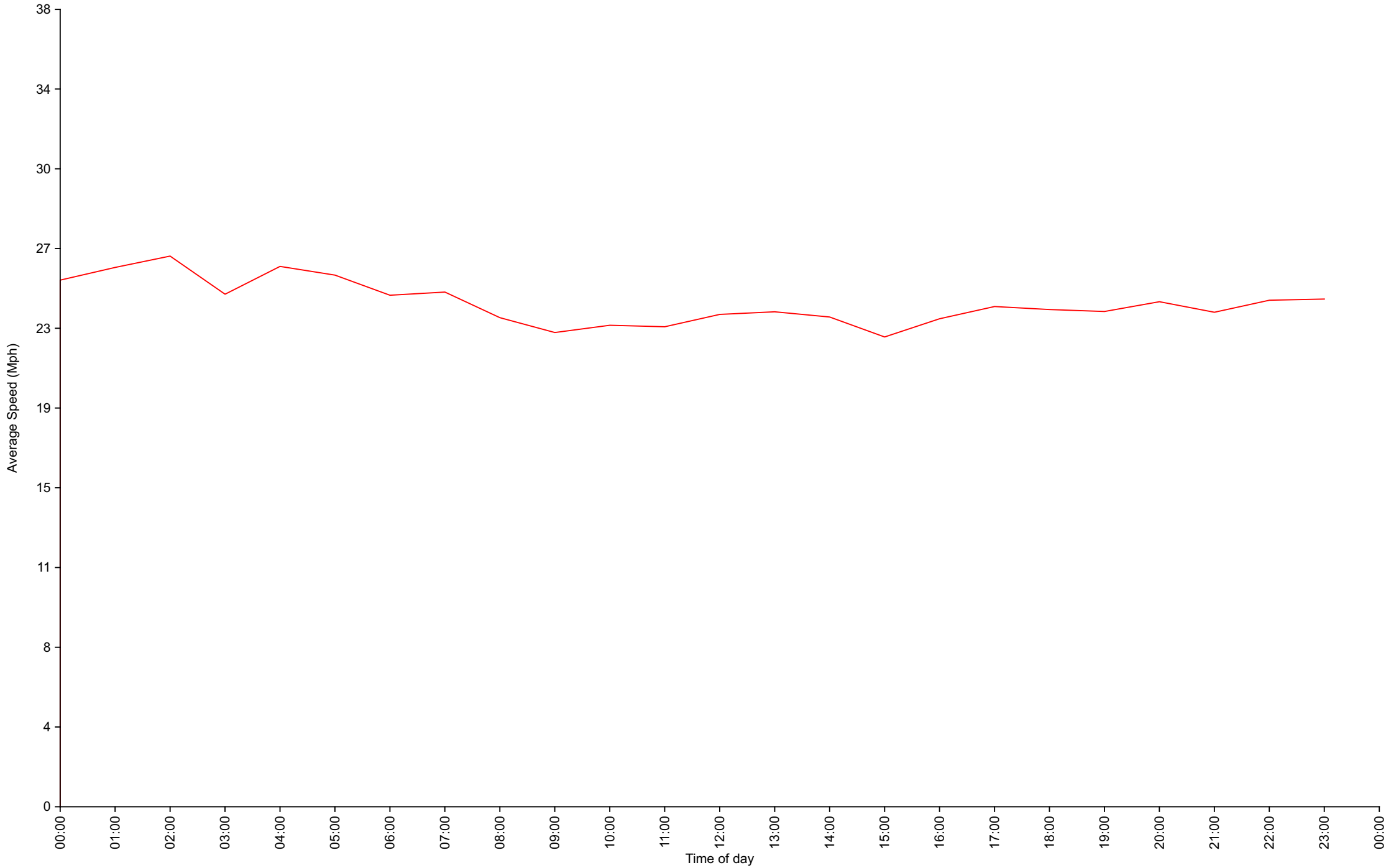
Vehicle Counts By Speed Class

Traffic Overview from Tue Oct 9 2018 to Tue Oct 23 2018



Average Speed By Hour

Traffic Overview from Tue Oct 9 2018 to Tue Oct 23 2018
(60 Minute Resolution)



Cumulative Speed Distribution Curve

Traffic Overview from Tue Oct 9 2018 to Tue Oct 23 2018

