

Traffic Report

Goughs Lane

Traffic Overview from Sat Feb 23 2019 to Sun Mar 17 2019

Vehicle Speed Classes (Mph)

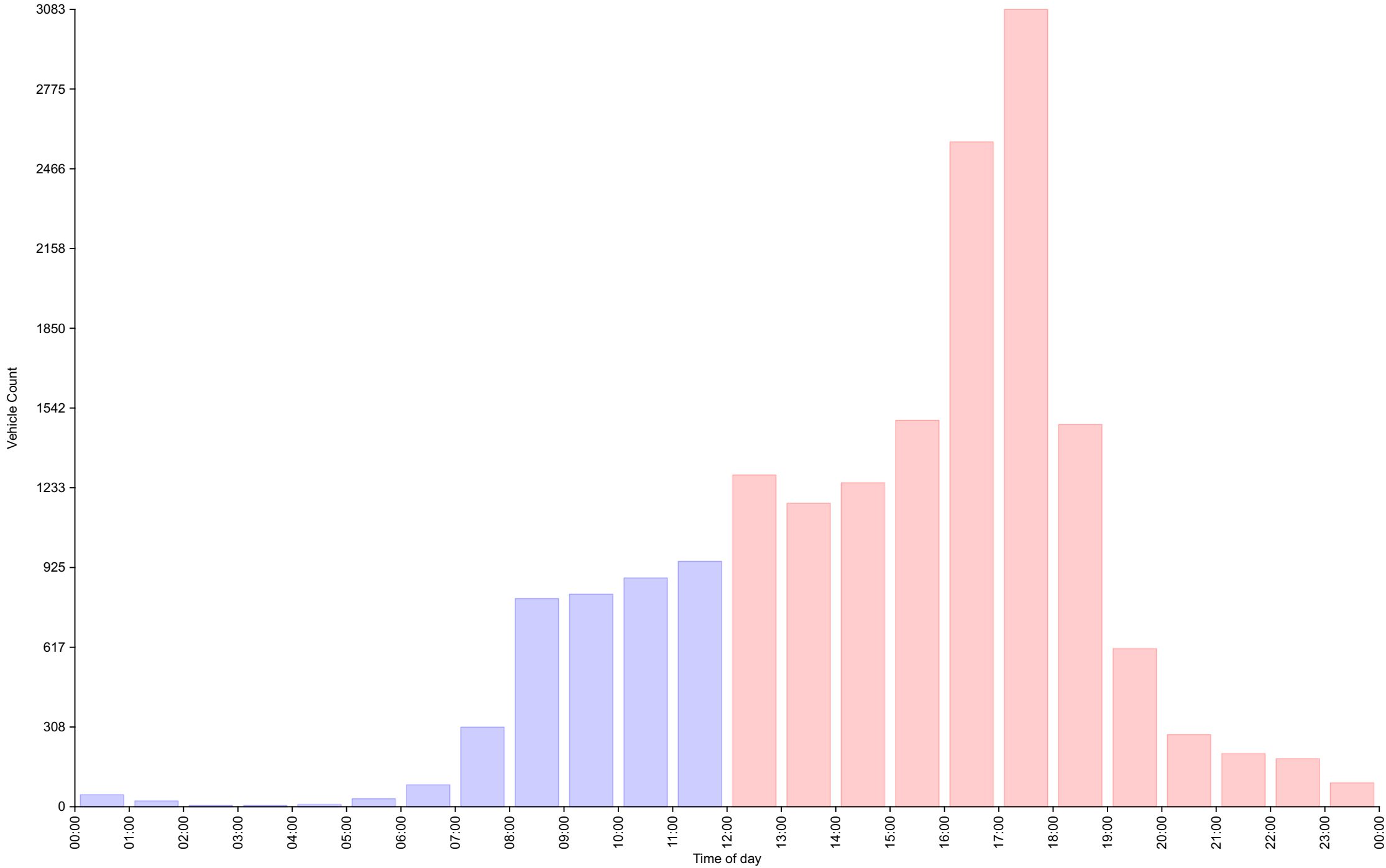
	<15	15 20	20 25	25 30	30 35	35 40	40 45	45 50	50 55	55 60	60 65	65 70	>70	Total	85th Percentile
00:00	0	2	4	7	19	7	4	3	1	0	0	0	0	47	40.0
01:00	0	0	0	6	7	7	2	0	0	1	0	0	0	23	38.7
02:00	0	0	0	0	2	0	2	1	0	0	0	0	0	5	42.8
03:00	0	0	0	1	2	1	1	0	0	0	0	0	0	5	38.0
04:00	0	2	0	2	3	1	0	1	0	0	0	0	0	9	34.9
05:00	0	0	0	2	11	8	8	2	0	0	0	0	0	31	42.1
06:00	3	0	6	18	18	23	15	2	0	0	0	0	0	85	39.9
07:00	10	4	15	74	100	78	25	2	0	0	0	0	0	308	37.1
08:00	0	11	45	195	326	198	25	2	1	2	0	0	0	805	36.0
09:00	2	11	69	238	308	130	52	12	0	0	0	0	0	822	35.9
10:00	5	14	61	262	330	158	39	14	2	0	0	0	0	885	35.9
11:00	9	15	74	257	359	185	43	6	1	0	0	0	0	949	36.0
12:00	5	24	105	341	495	251	49	10	2	0	1	0	0	1283	35.8
13:00	8	19	97	355	448	187	51	6	3	0	0	0	0	1174	35.3
14:00	10	16	75	339	515	221	60	14	3	0	0	0	0	1253	35.9
15:00	1	18	68	366	614	308	92	22	5	0	0	0	0	1494	36.8
16:00	1	19	103	559	1130	540	185	28	4	2	0	0	0	2571	37.0
17:00	0	16	104	675	1362	714	175	30	3	4	0	0	0	3083	36.8
18:00	3	13	50	317	631	314	117	21	10	2	0	0	0	1478	37.5
19:00	1	8	35	130	231	142	53	9	2	1	0	0	0	612	37.6
20:00	1	2	18	47	107	62	31	8	3	0	0	0	0	279	39.0
21:00	0	1	16	46	69	40	27	4	3	0	0	0	0	206	39.3
22:00	0	2	8	31	59	60	18	4	4	0	0	0	0	186	38.7
23:00	0	0	5	11	40	21	11	4	1	0	0	0	0	93	39.7
AM Total	29	59	274	1062	1485	796	216	45	5	3	0	0	0		
PM Total	30	138	684	3217	5701	2860	869	160	43	9	1	0	0		
Total	59	197	958	4279	7186	3656	1085	205	48	12	1	0	0		
Percent	0.33%	1.11%	5.42%	24.19%	40.63%	20.67%	6.13%	1.16%	0.27%	0.07%	0.01%	0.00%	0.00%		

Time of day

Total Vehicles : 17686
 30th Percentile : 28.9 MPH
 50th Percentile : 31.1 MPH
 85th Percentile : 36.7 MPH
 95th Percentile : 40.3 MPH
 Average Speed : 31.9 MPH
 Highest Speed : 61.2 MPH

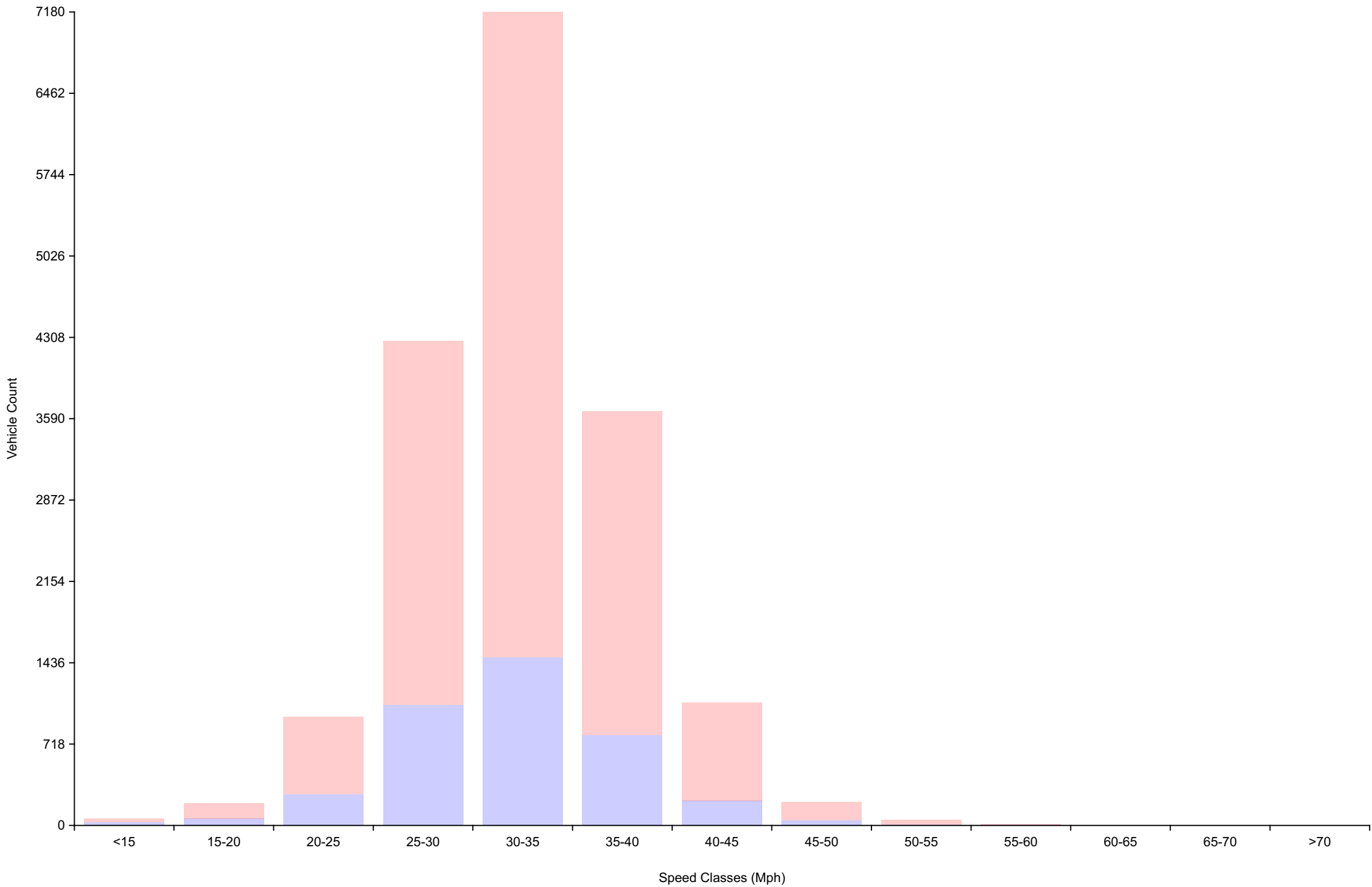
Vehicle Counts By Hour

Traffic Overview from Sat Feb 23 2019 to Sun Mar 17 2019
(60 Minute Resolution)



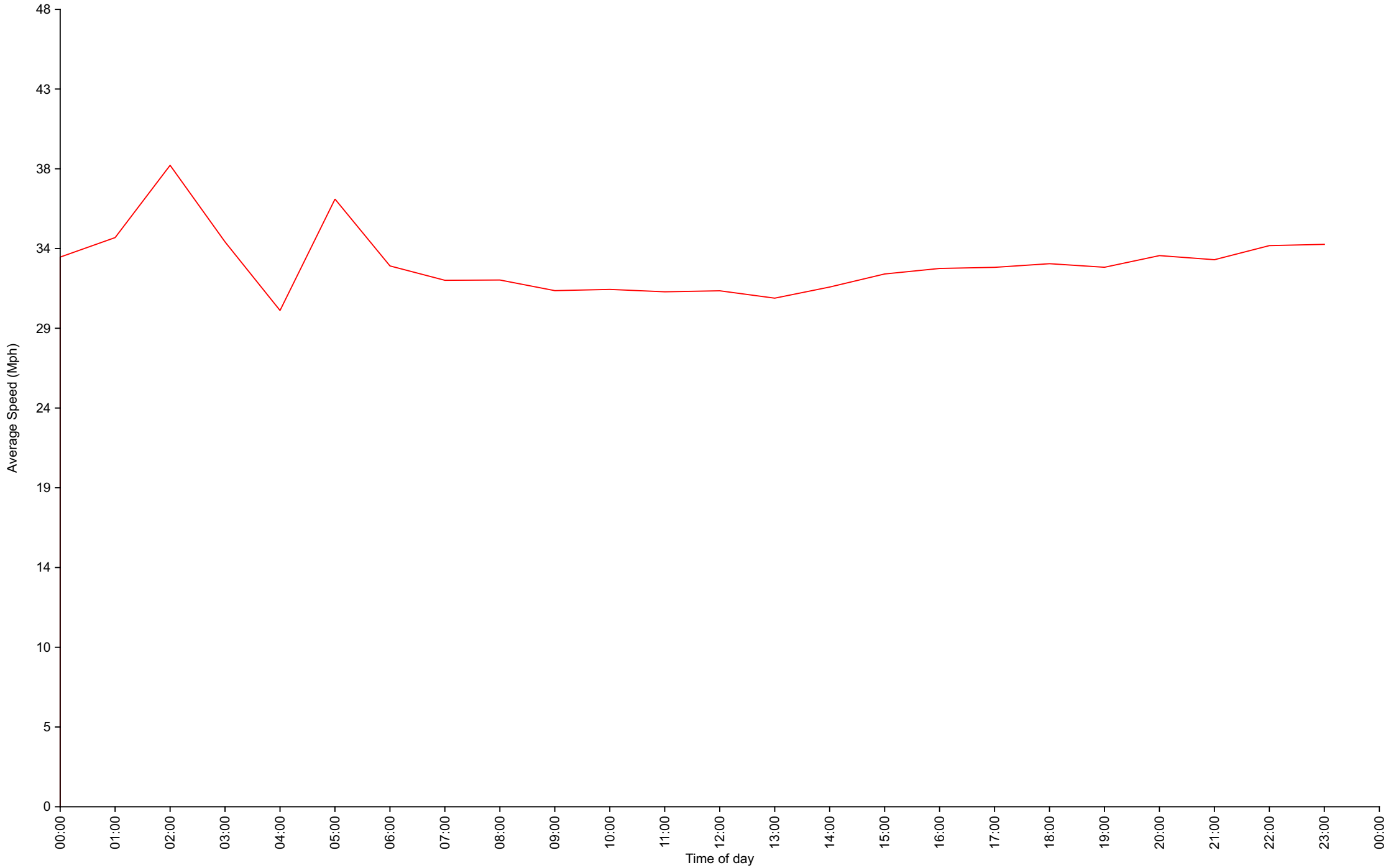
Vehicle Counts By Speed Class

Traffic Overview from Sat Feb 23 2019 to Sun Mar 17 2019



Average Speed By Hour

Traffic Overview from Sat Feb 23 2019 to Sun Mar 17 2019
(60 Minute Resolution)



Cumulative Speed Distribution Curve

Traffic Overview from Sat Feb 23 2019 to Sun Mar 17 2019

